

# QUICK EXPANSION PLIERS FOR HOLLOW WALL ANCHORS

# 2X



## FEATURES

- 1) Sets Hollow Wall Anchors without screw.
- 2) Set M4 to M8 dowels of length  $\leq 50$ mm on hollow materials, "single skin" plaster partitions (BA10/BA13/BA15), and hollow concrete blocks. 2x hollow wall setting
- 3) M4 to M8 rods and nose supplied.
- 4) Set anchors of length  $L \geq 50$ mm using extended tie rods.
- 5) Small and lightweight: 240g / 19.5cm x 17cm

## ADVANTAGES

Ideal for setting Hollow Wall Anchors without the screw. Tool extension expands the anchor.



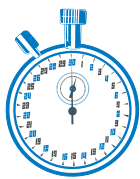
## CONTENTS & PACKAGING




- Packing box.
- Includes :  
4 noses + tie rods M4-M5-M6-M8
- Ref : 2X

# INSTRUCTIONS

## 1 - Setting the anchor.



Screw anchor onto the rod.

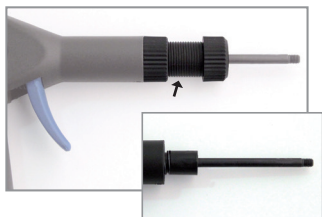


Place the anchor in the hole, and operate the handles until the anchor fully expands.




Pull the reset trigger then unscrew the rod using the rear wheel.

## 2 - Changing the rod.



Unscrew the nose.



Pull lightly on the black cover to reveal the metal hexagon.



Unscrew the rod in place and screw in the rod corresponding to the diameter of the plug to be installed (M4 to M8). The cache snaps back into place. Then re-tighten the nose corresponding to the diameter of the rod used.