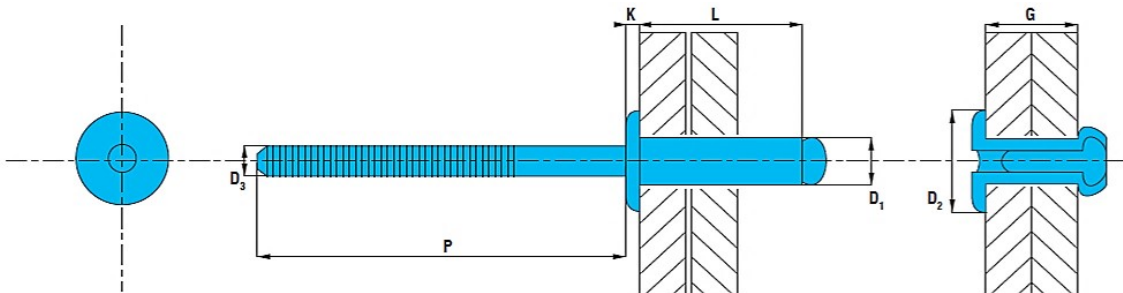
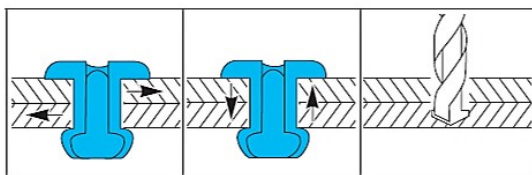


BTD - DOME HEAD

Mandrel: Stainless. Body: Stainless. Dome Head.



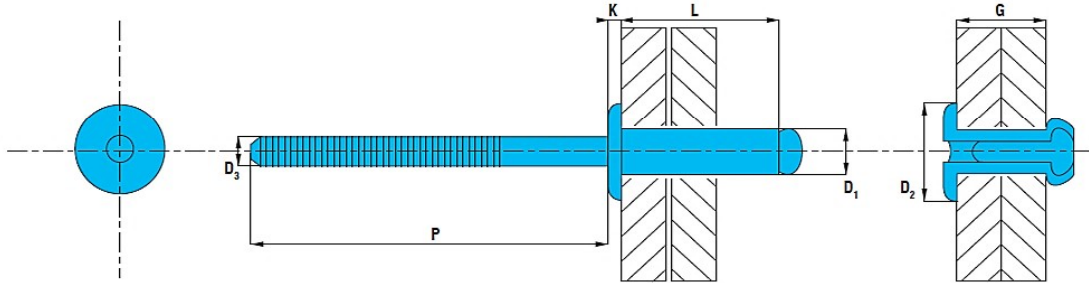
| PART NO/REF | D_1 | L | D_2 | K | D_3 | P | G |
|-------------|-------------------------------------|------------------|-----------------------------------|------|--------------------|-----------|--------------|
| | \varnothing (mm) +0.08 / -0.10 | (mm) +1.0 / -0.2 | \varnothing (mm) -0.7 / +0.0 | (mm) | \varnothing (mm) | mini (mm) | min-max (mm) |
| BTD2406 | 2.4 | 6.0 | 5.0 | 0.55 | 1.50 | 26 | 1.0-3.0 |
| BTD3006 | 3.0 +0.08 / -0.10 | 6.0 | 6.5 -0.7 / +0.0 | 0.80 | 1.95 | 26 | 1.0-3.0 |
| BTD3008 | | 8.0 | | | | | 3.0-5.0 |
| BTD3010 | | 10.0 | | | | | 5.0-7.0 |
| BTD3012 | | 12.0 | | | | | 7.0-9.0 |
| BTD3206 | 3.2 +0.08 / -0.10 | 6.0 | 6.5 -0.7 / +0.0 | 1.00 | 1.95 | 27 | 1.0-3.0 |
| BTD3208 | | 8.0 | | | | | 3.0-5.0 |
| BTD3210 | | 10.0 | | | | | 5.0-7.0 |
| BTD3212 | | 12.0 | | | | | 7.0-9.0 |
| BTD3215 | | 14.0 | | | | | 9.0-12.0 |



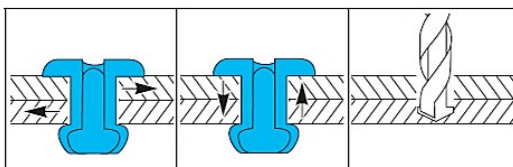
| D_1 (mm) | (N) | (N) | \varnothing (mm) |
|------------|-------|-------|--------------------|
| 2.4 | 1 100 | 1 500 | 2.5-2.6 |
| 3.0 | 1 800 | 2 200 | 3.1-3.2 |
| 3.2 | 1 900 | 2 500 | 3.3-3.4 |

BTD - DOME HEAD

Mandrel: Stainless. Body: Stainless. Dome Head.



| PART NO/REF | D ₁ | L | D ₂ | K | D ₃ | P | G |
|-------------|--------------------|---------------|-------------------|------|----------------|-----------|--------------|
| | Ø (mm) | (mm)+1.0/-0.2 | Ø (mm) | (mm) | Ø (mm) | mini (mm) | min-max (mm) |
| BTD4006 | 4.0 +0.08/-0.15 | 6.0 | 8.0 -1.0/+0.0 | 1.10 | 2.45 | 27 | 1.0-2.5 |
| BTD4008 | | 8.0 | | | | | 2.5-4.5 |
| BTD4010 | | 10.0 | | | | | 4.5-6.5 |
| BTD4012 | | 12.0 | | | | | 6.5-8.5 |
| BTD4016 | | 16.0 | | | | | 8.5-12.0 |
| BTD4018 | | 18.0 | | | | | 12.0-14.0 |
| BTD4020 | | 20.0 | | | | | 14.0-16.0 |
| BTD4808 | 4.8 +0.08/-0.15 | 8.0 | 9.0 -1.0/+0.0 | 1.10 | 2.90 | 27 | 1.5-4.0 |
| BTD4810 | | 10.0 | | | | | 4.0-6.0 |
| BTD4812 | | 12.0 | | | | | 6.0-8.0 |
| BTD4814 | | 14.0 | | | | | 8.0-9.5 |
| BTD4816 | | 16.0 | | | | | 9.5-11.0 |
| BTD4818 | | 18.0 | | | | | 11.0-13.0 |
| BTD4820 | | 20.0 | | | | | 13.0-16.0 |
| BTD4825 | 25.0 | 17.0-20.0 | | | | | |
| BTD4830 | 30.0 | 20.0-25.0 | | | | | |
| BTD6412 | 6.4 +0.08/-0.15 | 12.0 | 12.0 -1.0/+0.0 | 1.50 | 3.65 | 30 | 4.0-6.0 |
| BTD6415 | | 15.0 | | | | | 6.0-9.0 |
| BTD6418 | | 18.0 | | | | | 9.0-13.0 |
| BTD6420 | | 20.0 | | | | | 13.0-16.0 |
| BTD6425 | | 25.0 | | | | | 16.0-20.0 |



| D ₁ (mm) | (N) | (N) | Ø (mm) |
|---------------------|-------|-------|---------|
| 4.0 | 2 700 | 3 500 | 4.1-4.2 |
| 4.8 | 4 000 | 5 000 | 4.9-5.0 |
| 6.4 | 6 000 | 8 850 | 6.5-6.6 |