

SCCELL-IT UK 

ESSBOX[®]

SYSTEM

A STORAGE CASE MADE FOR THE PROFESSIONAL.



With pre-packed boxes for specialist sets.

 **Scell-it[®]** 


Essbox is a tough, simple and customizable storage case system designed for the working professional.



Unlike other systems - that have a rigid and fixed layout - the Essbox has a range of unique reusable storage boxes that allow for a wide choice of contents. They are robust, sealed and stay in position using an octagon stud system.

To make kit building simple, there is a wide variety of boxes 'ready packed' with a choice of construction fixings or rivets, in a range of quantities.

This means a refill is always quick and easy – just reload the box!



LOAD



WORK



RELOAD

Whatever the profession

The Essbox is adaptable to suit the requirements of all trades including :

- plumbers
- carpenters
- electricians
- plasterers
- construction workers



Essbox is a product of two companies.



The leader in Swedish Wood Screws.

The Essbox benefits!

- **Tough & waterproof**

The Essbox case is built to take the knocks and scrapes of on-site working - in all weathers


- **Stackable**

Easy stacking means easy storage of cases, with no tipping over. The boxes can also be stacked to avoid spills.



- **Stable**

Inside the case - unique 'octagon stud' boxes remain in place and sealed - keeping the contents protected and organized – even after the case has a hard drop or fall!



- **Customisable**

Unique range of 'pre-packed' boxes allow for freedom to choose the contents you want - making building a kit easy, and tailored to your working needs.

- **Refillable**

Quick and easy refill by reloading with 'pre-packed' boxes.

- **Store easily**

Unique stacking system available for inside vans allows for all round organisation.



6 BOX SIZES

ESSBOX
SYSTEM
Scell-it™
MINI

ESSBOX
SYSTEM
Scell-it™
ORIGINALE

**VEHICLE
RACK**

START BUILDING 'YOUR' KIT TODAY! →

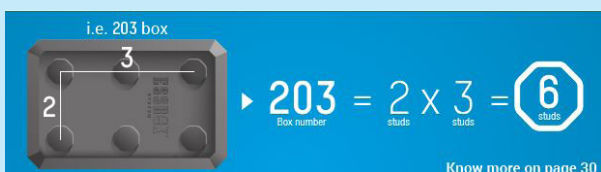
How to build your ESSBOX[®] kit

Essbox uses a unique and simple box storage system that allows for a complete choice of what you need - where you need it.

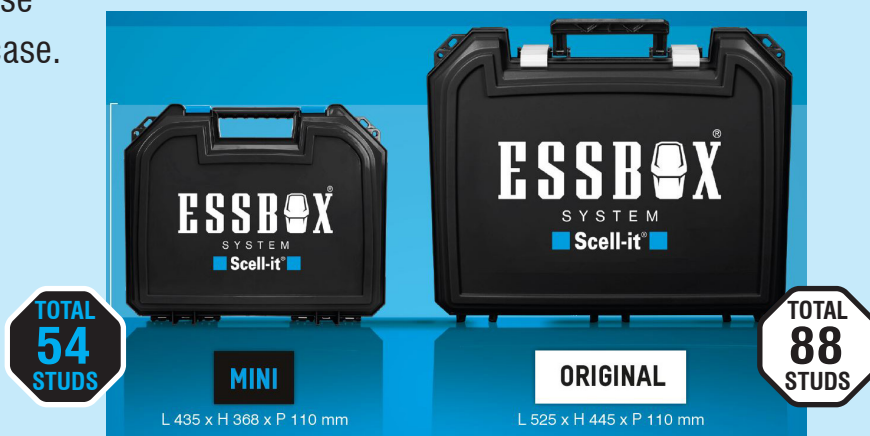
How to make your kit.

1. Choose the pre-packed boxes you need.

The boxes are available in a range of sizes from 1 stud to 12 studs and each box is identified by a number that corresponds to its size. This number is used to identify the number of studs occupied by a box in the case.



2. Add up the total stud value of the boxes to a maximum of:
54 studs for the 'Mini' size case
or **88 studs** for the 'Original' size case.



3. Pack the case by first working from the biggest box to the smallest.

