

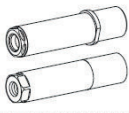
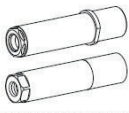
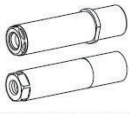
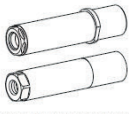



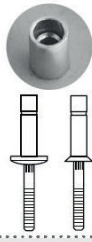













Installation kits for the Scell-it E7 Setting tool








Pin & Collar

		
	Standard pin & collar	Multigrip pin & collar
Ø4.8/5.0 mm 3/16"	 Reference kit «E-7-ACC-KIT1»	 Reference kit «E-7-ACC-KIT3»
Ø6.4 mm 1/4"	 Reference kit «E-7-ACC-KIT2»	 Reference kit «E-7-ACC-KIT4»

Structural Rivets

 Nosepieces		STANDARD		STRUCTURAL RIVETS		
						
		STANDARD	HYPERIV	SUPERIV	-	-
		STANDARD	HEMLOK	INTERLOCK MONOBOLT (Countersunk head)	INTERLOCK (Dome head)	MONOBOLT (Dome head)
		STANDARD	-	MAGNA-LOK (Countersunk head)	MAGNA-LOK (Dome head)	-
Ø RIVET	Ø 4.8		 A	 MARK	 C	 E
	Ø 6.4		 B		 D	 F
NOSEPIECE SURFACE			Flat		Recessed	Protruded

• Structural nuts: KIT6 and KIT7

			
	TAINERBOLT®	AVTAINER®	HUCKTAINER®
			
Ø9,5mm 3/8"		KIT6	