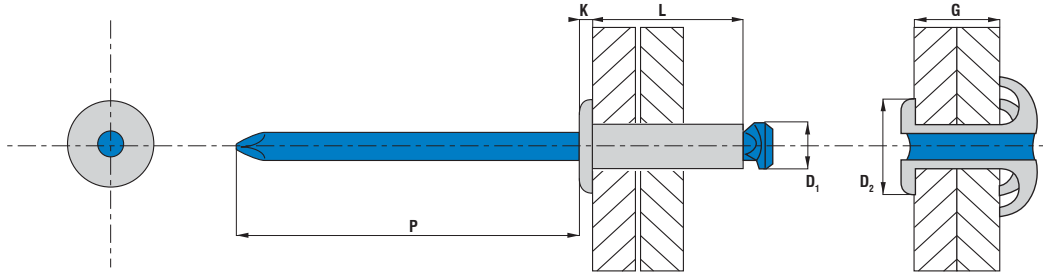

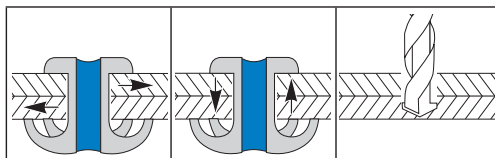


PAD DOME HEAD - PEEL - 4.0/4.8

Mandrel: Steel Body: Aluminium



PART NO/REF	D ₁	L	D ₂	K	Hole diameter	P	G
	Ø (mm)	(mm) +1.0 / -0.2	Ø (mm)	(mm)	Ø (mm)	mini (mm)	min-max (mm)
PAD4010	4.0 +0.08 / -0.15	10.0	8.0 -0.3 / +0.3	1.40 -0.3 / +0.0	2.20	27	1.5-5.0
PAD4012		12.0					4.0-6.5
PAD4014		14.0					6.0-9.0
PAD4016		16.0					8.0-11.0
PAD4018		18.0					10.0-13.0
PAD4020		20.0					12.0-15.0
PAD4025		25.0					15.0-20.0
PAD4810	4.8 +0.08 / -0.15	10.0	9.5 -0.3 / +0.3	1.50 -0.3 / +0.0	2.70	27	0.5-4.0
PAD4812		12.0					2.0-6.0
PAD4814		14.0					4.0-8.0
PAD4816		16.0					6.0-10.0
PAD4818		18.0					8.0-12.0
PAD4820		20.0					10.0-14.0
PAD4825		25.0					16.0-19.0
PAD4830		30.0					19.0-24.0
PAD4835		35.0					24.0-29.0
PAD4840		40.0					29.0-34.0



D ₁ (mm)	(N)	(N)	Ø (mm)
4.0	1 270	1 150	4.2
4.8	1 855	1 600	5.0