

SCCELL-IT UK 

GENERAL CATALOGUE

RIVETS • SETTING TOOLS • CONSTRUCTION FIXINGS
SCREWS • STORAGE CASES



Scell-it UK Ltd (pronounced 'sell it') are suppliers of an extensive range of quality Construction Fixings, Rivets, Rivnuts, Screws, Storage Cases and Setting Tools at competitive prices to the building trade & distributor market.

We are a small company with big ideas. Unlike most wholesalers and manufacturers, we have kept our company compact and streamlined. This, of course, means we have low overheads and big savings that are passed on to you. That's why our prices are always unbeatably low.

Don't be fooled by our size though - we have vast resources in Europe - providing stock, years of technical knowledge and constant new design innovation. That's why our range of products is big and contain some of the most up-to-date items you can offer to your customers.

And all our staff are highly experienced and ready to help. They all have many years of experience in the trade and will advise and answer any of your customers' questions or problems.

Contact us to place a next day order or to discuss any further details.



Member of



Scell-it UK warranty - your guarantee of quality

Every Scell-it UK setting tool comes with a one year warranty from the date of purchase which covers normal use of the machine. It therefore covers all defects attributable to materials, and defects in manufacture or assembly. This includes the setting tools, batteries and chargers, but excludes parts which are subject to wear and tear (e.g. carbons, cables, consumables, noses etc.).

CONTACT US - ORDER ITEMS - 24 HR DELIVERY



 **01785 246539**

Scell-it UK Aftercare

Our experts are here to advise and solve any issues with all our products. Online guides, manual, data sheets and exploded views are also available to provide assistance as well as our video guides available on our website and the Scell-it UK YouTube channel.



RIVETS AND RIVNUTS..... 4
 Rivet Guides.....6
 STANDARD RIVET RANGE9
 STRUCTURAL RIVET RANGE13
 RIVNUT RANGE15



SETTING TOOLS..... 18
 Choosing the right type of tool20
 Rivet Setting Tools22
 Rivnut Setting Tools26
 Resin Injection Guns30
 Hollow Wall Anchor Setting Tools32
 Nose Assemblies34
 Miscellaneous Tools and Accessories.....35



CONSTRUCTION FIXINGS..... 36
 Heavy Duty Fixings38
 Medium/Light Duty Anchors.....40
 Chemical Anchors.....42
 Chemical Resins43
 Nylon & Cavity Fixings.....44
 Chisels & Drill Bits.....47



SCREWS 48
 Sheet metal drill screws50
 Plasterboard Screws.....52
 Wood Screws - Essive53
 BI METAL SDS for STEEL54



CONTENTS - STORAGE CASES 55
 ESSBOX SYSTEM55



Technical Helplines.....59
 Pull Testing Page59
 Terms and Conditions59



RIVET RANGE

STANDARD RIVETS • STRUCTURAL RIVETS • RIVNUTS



RIVETS AND RIVNUTS CONTENTS

Standard Rivet Guide.....	6
Structural Rivet Guide	7
Rivnut Guide	8



STANDARD RIVET RANGE

Standard.....	9
Peeled.....	10
Grooved.....	10
Hammerdrive	10
Sealed	11
Triform.....	11
Multigrip	12



STRUCTURAL RIVET RANGE

Superiv	13
Hyperiv	13
T-Lock.....	13
Hyperbolt.....	14
Multigrip pin.....	14
Tainerbolt FT	14



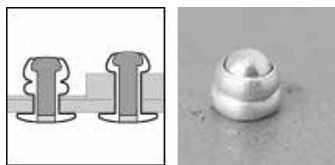
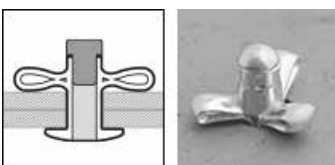
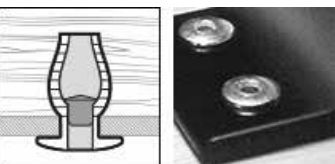

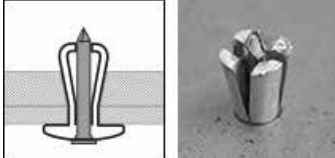


RIVNUT RANGE

Knurled	15
Full Hex.....	16
Semi Hex	16
Plain	17
Slotted	17
Riv Stud.....	17
Rubber Nut	17

STANDARD RIVETS GUIDE

Scell-it® UK offers the complete range of rivets. These are multiple solutions that can be used on different materials (aluminium, Steel, Stainless steel etc.)

STANDARD	When setting a standard rivet the mandrel is pulled which causes the head to deform and form a bulb behind the assembled pieces.	
SEALED	The head of the mandrel is retained inside the rivet body. The body expands to fill the hole enabling it to withstand pressures up to 35 bar. This allows it to be gas and water tight.	
MLTIGRIP	A multigrip rivet forms a double bulb when the mandrel is snapped. The mandrel head remains at the bottom of the rivet enabling a larger clamping capacity. It is suitable for softer materials and is also termed as anti-vibration and weather proof.	
TRIFORM	The triform rivet is constructed to split into 3 parts during setting – preventing the material from being damaged. Ideal for plastic and soft materials.	
GROOVED	The grooved body enables the rivet to hook on to the interior surfaces of the assembled pieces. The grooved rivets provide a strong connection into dense materials like wood and plastics.	
PEELED	When set – the peeled rivet splits into 4 'petals' which clamp the material and spreads the load over a wide area. Ideal for soft or thin material.	
HAMMERDRIVE	When installed with a hammer the mandrel passes through the body of the rivet which splits into 4 pieces. Various combinations of material can be set (wood, plastic, concrete, metal etc.) into a through hole or blind hole.	



Materials

ALUMINIUM
The most economical material. Easy to set with minimum of tool requirements. Our standard grade is 3.5mg.



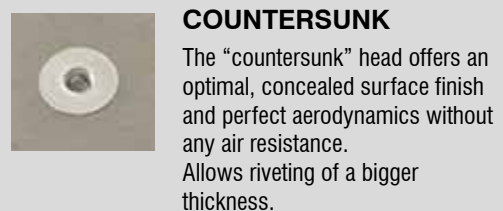
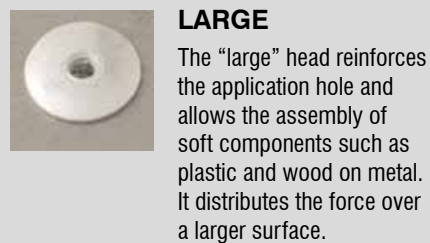
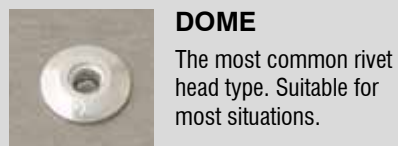
STEEL
Used for the best technical performance in non-corrosive environments.



STAINLESS STEEL
Grade A2 or A4. Choose the corrosion resistance that best suits your application with Scell-it stainless steel.

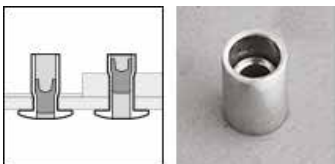

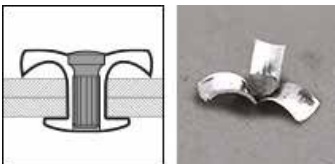
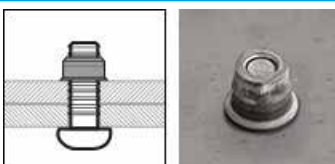
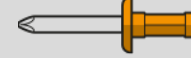


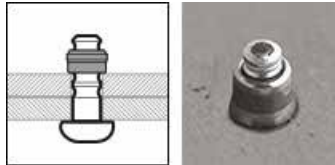



Type of head

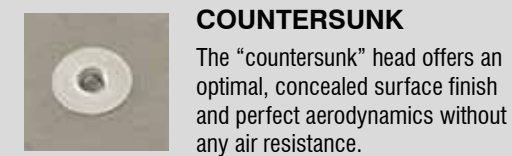


STRUCTURAL RIVETS GUIDE

The Structural Rivet is used for heavy assembly with high mechanical stresses and offers maximum security and performance. The Scell-it Structural Rivet range has a wide variety of shapes and materials for every situation.

SUPERIV	This structural rivet is used for heavy assembly with high mechanical stresses. It offers maximum security and performance with vibration and weather proof features.		Applications	
T-LOCK	The T-Lock rivet opens into 3 parts during setting. This enables the fixing of profiles on composite materials. The head of the mandrel is locked inside the rivet which increases its large shear resistance.		Materials	
MULTIGRIP PIN	This lock bolt has a large lockable thickness, ensures high resistance to loads and vibrations and quick installation. Available in a wide range of sizes and types.		ALUMINIUM The most economical material. Easy to set with minimum of tool requirements.	
HYPERIV	The Hyperiv rivet has a double locking mandrel. When the rivet is set it forms a large blind side bulb behind the assembled piece without causing damage.		STEEL Used for the best technical performance in non-corrosive environments.	
HYPERBOLT	The breakaway bolt is a two-component fixing system (bolt + collar) that ensures high resistance to loads and vibrations and quick installation. Available in a wide range of sizes and types.		STAINLESS STEEL Grade A2 or A4. Choose the corrosion resistance that best suits your application with Scell-it stainless steel.	

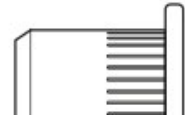
Type of head



RIVNUTS GUIDE

Also known as blind rivet nuts or Threaded inserts. The knurled 'anti-rotation' insert is produced by cold forged machines. Easy to insert and can guarantee a perfect resistance to pulling out and vibration. The Stainless Steel version is even more efficient.

KNURLED Easy installation, simple drilling and no rotation during the setting. For soft material such as aluminium.



SEMI HEX Requires hexagonal punching for installation. Better torque-to-turn than plain body.



PLAIN Simple installation, serration free and the most economical.



SLOTTED Designed for soft materials such as plastics.



FULL HEX Requires hexagonal punching for installation. Better torque-to-turn than plain body.



RUBBER BLIND NUT

Similar to a blind nut, the rubber nut offers optimum protection against vibrations, rust and electric currents.



OPEN AND CLOSED END

The inserts can also be made blind to prevent the infiltration of liquids, grease, dirt and any other fluid inside the threaded part.



Applications



Materials

ALUMINIUM

The most economical material. Easy to set with minimum of tool requirements.



STEEL

Used for the best technical performance in non-corrosive environments.



STAINLESS STEEL

Grade A2 or A4. Choose the corrosion resistance that best suits your application with Scell-it stainless steel.



Type of head



FLAT

The "domed" head is the most common and widespread type. It is suitable for multiple applications.



EXTRA LARGE

Allows larger flexibility in drilling and reinforces the hole.



COUNTERSUNK

Requires good precise drilling. The countersunk head offers a perfect flush finish and no space between the assembled parts.



REDUCED

Requires accurate drilling. The reduced head offers a perfect flush finish and no space between the assembled parts.

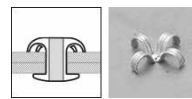
STANDARD RIVETS - Standard



Code	Pic no.	Head Design	Material		Diameters available (mm)							Max. Assembly thickness	
			Body	Mandrell	2.4	3.0	3.2	4.0	4.8	6.0	6.4		
ASD	1	Dome	Aluminium	Steel									75.0 mm
ASK	2	Countersunk	Aluminium	Steel									30.0 mm
ASL	3	Large	Aluminium	Steel									35.0 mm
ASX	4	Extra Large	Aluminium	Steel									30.0 mm
AWD	5	Dome	Aluminium	Steel									21.0 mm
ABD	6	Dome	Aluminium	Steel									21.0 mm
SD	7	Dome	Steel	Steel									25.0 mm
SL	8	Large	Steel	Steel									19.5 mm
SK	9	Countersunk	Steel	Steel									15.5 mm
SX	10	Extra Large	Steel	Steel									20.0 mm
BTD	11	Dome	SS A2	SS A2									25.0 mm
BND	12	Dome	SS A4	SS A4									19.0 mm
BTK	13	Countersunk	SS A2	SS A2									20.0 mm
BTX	14	Extra Large	SS A2	SS A2									18.5 mm
AND	15	Dome	Aluminium	SS A2									16.5 mm
HD	16	Dome	Aluminium	Aluminium									25.0 mm
ANL	17	Large	Aluminium	SS A2					4.8/5.0				12.0 mm
MS	18	Dome	Monel 400	Carbon Steel									19.0 mm

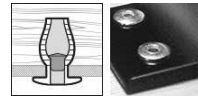


STANDARD RIVETS - Peeled




Code	Pic no.	Head Design	Material		Diameters available (mm)							Max. Assembly thickness	
			Body	Mandrell	2.4	3.0	3.2	4.0	4.8	6.0	6.4		
PAD	1	Dome	Aluminium	Steel									34.0 mm
PWD	2	Dome	Aluminium	Steel									15.0 mm
PAL	3	Large	Aluminium	Steel									24.0 mm
PTD	4	Dome	SS A2	SS A2									11.0 mm

STANDARD RIVETS - Grooved



Code	Pic no.	Head Design	Material		Diameters available (mm)							Max. Assembly thickness	
			Body	Mandrell	2.4	3.0	3.2	4.0	4.8	6.0	6.4		
GD	5	Dome	Aluminium	Steel									12.0 mm


STANDARD RIVETS - Hammerdrive



Code	Pic no.	Head Design	Material		Diameters available (mm)							Max. Assembly thickness	
			Body	Mandrell	2.4	3.0	3.2	4.0	4.8	6.0	6.4		
DNX	6	Extra Large	Aluminium	SS A2									36.0 mm




STANDARD RIVETS - Sealed



Code	Pic no.	Head Design	Material		Diameters available (mm)							Max. Assembly thickness	
			Body	Mandrell	2.4	3.0	3.2	4.0	4.8	6.0	6.4		
WAD	1	Dome	Aluminium	Steel									20.0 mm
WAK	2	Countersunk	Aluminium	Steel									14.0 mm
WAL	3	Large	Aluminium	Steel									13.0 mm
WSD	4	Dome	Steel	Steel									10.5 mm
WTD	5	Dome	SS A2	SS A2									14.0 mm
W4D	6	Dome	SS A4	SS A4									6.5 mm
WND	7	Dome	Aluminium	SS A2									16.0 mm
WHD	8	Dome	Aluminium	Aluminium									13.0 mm


STANDARD RIVETS - Triform



Code	Pic no.	Head Design	Material		Diameters available (mm)							Max. Assembly thickness	
			Body	Mandrell	3.0	3.2	4.0	4.8	5.2	6.3	7.8		
ED	9	Dome	Aluminium	Aluminium									12.0 mm
WED	10	Dome	Aluminium	Aluminium									15.9 mm
WESD	11	Dome	Steel	Steel									9.5 mm



STANDARD RIVETS - Multigrip



Code	Pic no.	Head Design	Material		Diameters available (mm)							Max. Assembly thickness	
			Body	Mandrell	2.4	3.0	3.2	4.0	4.8	6.0	6.4		
UD	1	Dome	Aluminium	Steel									20.0 mm
UK	2	Countersunk	Aluminium	Steel									12.0 mm
UX	3	Extra Large	Aluminium	Steel									21.0 mm
UD-R	4	Dome	Aluminium	Steel									10.5 mm
SFD	5	Dome	Steel	Steel									12.5 mm
UTD	6	Dome	SS A2	SS A2									12.5 mm
UND	7	Dome	SS A2	Aluminium									19.8 mm

Available in a range of RAL colours.

RAL palette of our multi-grip rivet range:

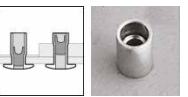
RAL1002	RAL1013	RAL1015	RAL1018	RAL1028	RAL3020	RAL5003	RAL5008	RAL5015	RAL5020
RAL5024	RAL6002	RAL6003	RAL6033	RAL6038	RAL7000	RAL7002	RAL7005	RAL7016	RAL7032
RAL7035	RAL7038	RAL8004	RAL8014	RAL9002	RAL9006	RAL9010	RAL5002	RAL7012	RAL7015
RAL7024	RAL7037	RAL9005	RAL9006	RAL9007	RAL9016				
12B17	12B21	12B27	12B29	18B17	18E53				

STANDARD RIVETS - Specials

Code	Pic no.	Head Design	Material		Diameters available (mm)						Max. Assembly thickness	
			Body	Mandrell	3.0	3.2	4.0	4.8	6.0	6.4		
MASSX1	8	Dome	Copper Steel	Copper								1.5 mm
MASSX2	9	Dome	Copper Steel	Copper								1.5 mm
MASSX4	10	Dome	Copper Steel	Copper								1.5 mm




STRUCTURAL RIVETS - Superiv



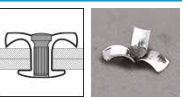
Code	Pic no.	Head Design	Material		Diameters available (mm)							Max. Assembly thickness	
			Body	Mandrell	3.2	4.0	4.8	6.0	6.4	7.8	10.0		
SPSD	1	Dome	Steel	Steel									15.9 mm
SPSK	2	Countersunk	Steel	Steel									12.0 mm
SPTD	3	Dome	SS A2	SS A2									15.9 mm
SPTK	4	Countersunk	SS A2	SS A2									17.5 mm
SPHD	5	Dome	Aluminium	Aluminium									11.1 mm
SPHK	6	Countersunk	Aluminium	Aluminium									17.5 mm
SP4D	7	Dome	SS A4	SS A4									15.9 mm

STRUCTURAL RIVETS - Hyperiv



Code	Pic no.	Head Design	Material		Diameters available (mm)							Max. Assembly thickness	
			Body	Mandrell	3.2	4.0	4.8	6.0	6.4	7.8	10.0		
HPSD	8	Dome	Steel	Steel									16.0 mm
HPSK	9	Countersunk	Steel	Steel									13.8 mm
HPTD	10	Dome	SS	SS									14.0 mm
HPHD	11	Dome	Aluminium	Aluminium									12.8 mm

STRUCTURAL RIVETS - T-Lock




Code	Pic no.	Head Design	Material		Diameters available (mm)					Max. Assembly thickness	
			Body	Mandrell	4.0	4.8	6.4	8.0	9.6		
TLPD	12	Dome	Aluminium	Steel							16.0 mm




PIN & COLLAR

Hyperbolt



Code	Pic no.	Head Design	PIN	Diameters available (mm)						Max. Assembly range
				4.0	4.8	6.4	8.0	9.6		
HBSD	1	Dome	Steel Steel	<input type="checkbox"/>	<input type="checkbox"/>	<input type="checkbox"/>	<input type="checkbox"/>	<input type="checkbox"/>	<input type="checkbox"/>	19.05 mm
HBHD	2	Dome	Aluminium Aluminium	<input type="checkbox"/>	<input type="checkbox"/>	<input type="checkbox"/>	<input type="checkbox"/>	<input type="checkbox"/>	<input type="checkbox"/>	7.9 mm

Multigrip Pin



Code	Pic no.	Head Design	PIN	Diameters available (mm)						Max. Assembly range
				4.0	4.8	6.4	8.0	9.6		
SBSD	3	Dome	Aluminium	<input type="checkbox"/>	<input type="checkbox"/>	<input type="checkbox"/>	<input type="checkbox"/>	<input type="checkbox"/>	<input type="checkbox"/>	31.75 mm
SBHD	4	Dome	Aluminium	<input type="checkbox"/>	<input type="checkbox"/>	<input type="checkbox"/>	<input type="checkbox"/>	<input type="checkbox"/>	<input type="checkbox"/>	15.88 mm

Tainerbolt FT

Code	Pic no.	Head Design	PIN	Diameters available (mm)							Max. Assembly range
				4.0	4.8	5.48	6.4	.4	8.0	9.6	
FT	5	Dome	White zinc plated steel	<input type="checkbox"/>	<input type="checkbox"/>	<input type="checkbox"/>	<input type="checkbox"/>	<input type="checkbox"/>	<input type="checkbox"/>	<input type="checkbox"/>	33.3 mm



RIVNUTS - Knurled



Code	Pic no.	Head design	Material	Diameters available							Max. material thickness
				M3	M4	M5	M6	M8	M10	M12	
TCD	1	Flat	Steel & Zinc plated	<input type="checkbox"/>	<input type="checkbox"/>	<input type="checkbox"/>	<input type="checkbox"/>	<input type="checkbox"/>	<input type="checkbox"/>	<input type="checkbox"/>	11.0 mm
TCR	2	Reduced	Steel & Zinc plated	<input type="checkbox"/>	<input type="checkbox"/>	<input type="checkbox"/>	<input type="checkbox"/>	<input type="checkbox"/>	<input type="checkbox"/>	<input type="checkbox"/>	6.0 mm
TCK	3	Countersunk	Steel & Zinc plated	<input type="checkbox"/>	<input type="checkbox"/>	<input type="checkbox"/>	<input type="checkbox"/>	<input type="checkbox"/>	<input type="checkbox"/>	<input type="checkbox"/>	7.5 mm
TCBD	4	Flat	Steel & Zinc plated	<input type="checkbox"/>	<input type="checkbox"/>	<input type="checkbox"/>	<input type="checkbox"/>	<input type="checkbox"/>	<input type="checkbox"/>	<input type="checkbox"/>	3.0 mm
TCRB	5	Reduced	Steel & Zinc plated	<input type="checkbox"/>	<input type="checkbox"/>	<input type="checkbox"/>	<input type="checkbox"/>	<input type="checkbox"/>	<input type="checkbox"/>	<input type="checkbox"/>	3.0 mm
TCKB	6	Countersunk	Steel	<input type="checkbox"/>	<input type="checkbox"/>	<input type="checkbox"/>	<input type="checkbox"/>	<input type="checkbox"/>	<input type="checkbox"/>	<input type="checkbox"/>	4.5 mm
EAD	7	Flat	Aluminium	<input type="checkbox"/>	<input type="checkbox"/>	<input type="checkbox"/>	<input type="checkbox"/>	<input type="checkbox"/>	<input type="checkbox"/>	<input type="checkbox"/>	6.0 mm
EAR	8	Reduced	Aluminium	<input type="checkbox"/>	<input type="checkbox"/>	<input type="checkbox"/>	<input type="checkbox"/>	<input type="checkbox"/>	<input type="checkbox"/>	<input type="checkbox"/>	2.5 mm
EAK	9	Countersunk	Aluminium	<input type="checkbox"/>	<input type="checkbox"/>	<input type="checkbox"/>	<input type="checkbox"/>	<input type="checkbox"/>	<input type="checkbox"/>	<input type="checkbox"/>	4.5mm
END	10	Flat	Stainless Steel A2/A4	A2	A2/A4	A2/A4	A2/A4	A2/A4	A2	A2	A2:6mm/A4:3mm
ENR	11	Reduced	Stainless Steel A2/A4	<input type="checkbox"/>	A2/A4	A2/A4	A2/A4	A2/A4	A2	A2	A2:6mm/A4:3mm
ENK	12	Countersunk	Stainless Steel A2	<input type="checkbox"/>	<input type="checkbox"/>	<input type="checkbox"/>	<input type="checkbox"/>	<input type="checkbox"/>	<input type="checkbox"/>	<input type="checkbox"/>	4.5 mm
ENDB	13	Flat	Stainless Steel A2	<input type="checkbox"/>	<input type="checkbox"/>	<input type="checkbox"/>	<input type="checkbox"/>	<input type="checkbox"/>	<input type="checkbox"/>	<input type="checkbox"/>	3.0 mm
ENRB	14	Reduced	Stainless Steel A2	<input type="checkbox"/>	<input type="checkbox"/>	<input type="checkbox"/>	<input type="checkbox"/>	<input type="checkbox"/>	<input type="checkbox"/>	<input type="checkbox"/>	3.5 mm
TCRI-S	15	Reduced	Steel & Zinc plated	<input type="checkbox"/>	<input type="checkbox"/>	<input type="checkbox"/>	<input type="checkbox"/>	<input type="checkbox"/>	<input type="checkbox"/>	<input type="checkbox"/>	3.0 mm
ENRI	16	Reduced	Stainless Steel A2	<input type="checkbox"/>	<input type="checkbox"/>	<input type="checkbox"/>	<input type="checkbox"/>	<input type="checkbox"/>	<input type="checkbox"/>	<input type="checkbox"/>	3.0 mm
AKS4	17	Reduced	Steel & Zinc plated	<input type="checkbox"/>	<input type="checkbox"/>	<input type="checkbox"/>	<input type="checkbox"/>	<input type="checkbox"/>	<input type="checkbox"/>	<input type="checkbox"/>	7.9 mm
ALS4	18	Flange	Steel & Zinc plated	<input type="checkbox"/>	<input type="checkbox"/>	<input type="checkbox"/>	<input type="checkbox"/>	<input type="checkbox"/>	<input type="checkbox"/>	<input type="checkbox"/>	7.9 mm
ENKB	19	Countersunk	Stainless Steel A2	<input type="checkbox"/>	<input type="checkbox"/>	<input type="checkbox"/>	<input type="checkbox"/>	<input type="checkbox"/>	<input type="checkbox"/>	<input type="checkbox"/>	4.5 mm



RIVNUTS - Full Hex



Code	Pic no.	Head design	Material	Diameters available							Max. material thickness
				M3	M4	M5	M6	M8	M10	M12	
HCD	1	Flat	Steel	<input type="checkbox"/>	<input type="checkbox"/>	<input type="checkbox"/>	<input type="checkbox"/>	<input type="checkbox"/>	<input type="checkbox"/>	<input type="checkbox"/>	6.0 mm
HCR	2	Reduced	Steel	<input type="checkbox"/>	<input type="checkbox"/>	<input type="checkbox"/>	<input type="checkbox"/>	<input type="checkbox"/>	<input type="checkbox"/>	<input type="checkbox"/>	6.0 mm
HCDB	3	Flat	Steel	<input type="checkbox"/>	<input type="checkbox"/>	<input type="checkbox"/>	<input type="checkbox"/>	<input type="checkbox"/>	<input type="checkbox"/>	<input type="checkbox"/>	4.0 mm
HCRB	4	Reduced	Steel	<input type="checkbox"/>	<input type="checkbox"/>	<input type="checkbox"/>	<input type="checkbox"/>	<input type="checkbox"/>	<input type="checkbox"/>	<input type="checkbox"/>	4.0 mm

RIVNUTS - Semi Hex



Code	Pic no.	Head design	Material	Diameters available							Max. material thickness
				M3	M4	M5	M6	M8	M10	M12	
HND	5	Flat	Stainless Steel A2	<input type="checkbox"/>	<input type="checkbox"/>	<input type="checkbox"/>	<input type="checkbox"/>	<input type="checkbox"/>	<input type="checkbox"/>	<input type="checkbox"/>	4.0 mm
HNR	6	Reduced	Stainless Steel A2	<input type="checkbox"/>	<input type="checkbox"/>	<input type="checkbox"/>	<input type="checkbox"/>	<input type="checkbox"/>	<input type="checkbox"/>	<input type="checkbox"/>	4.0 mm
HHCD	7	Flat	Steel & zinc plated	<input type="checkbox"/>	<input type="checkbox"/>	<input type="checkbox"/>	<input type="checkbox"/>	<input type="checkbox"/>	<input type="checkbox"/>	<input type="checkbox"/>	5.0 mm
HHCR	8	Reduced	Steel & zinc plated	<input type="checkbox"/>	<input type="checkbox"/>	<input type="checkbox"/>	<input type="checkbox"/>	<input type="checkbox"/>	<input type="checkbox"/>	<input type="checkbox"/>	4.0 mm
HHCRB	9	Reduced	Steel & zinc plated	<input type="checkbox"/>	<input type="checkbox"/>	<input type="checkbox"/>	<input type="checkbox"/>	<input type="checkbox"/>	<input type="checkbox"/>	<input type="checkbox"/>	4.0 mm
FTRE	10	Reduced	Steel & zinc plated	<input type="checkbox"/>	<input type="checkbox"/>	<input type="checkbox"/>	<input type="checkbox"/>	<input type="checkbox"/>	<input type="checkbox"/>	<input type="checkbox"/>	3.5 mm
HHCDB	11	Closed	Steel & zinc plated	<input type="checkbox"/>	<input type="checkbox"/>	<input type="checkbox"/>	<input type="checkbox"/>	<input type="checkbox"/>	<input type="checkbox"/>	<input type="checkbox"/>	4.0 mm
HNRB	12	Closed	Stainless Steel A2	<input type="checkbox"/>	<input type="checkbox"/>	<input type="checkbox"/>	<input type="checkbox"/>	<input type="checkbox"/>	<input type="checkbox"/>	<input type="checkbox"/>	4.0 mm

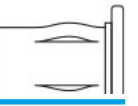


RIVNUTS - Plain



Code	Pic no.	Head design	Material	Diameters available							Max. material thickness
				M3	M4	M5	M6	M8	M10	M12	
TCD-P	1	Flat	Steel & Zinc plated	<input type="checkbox"/>	<input type="checkbox"/>	<input type="checkbox"/>	<input type="checkbox"/>	<input type="checkbox"/>	<input type="checkbox"/>	<input type="checkbox"/>	3.0 mm
TCR-P	2	Reduced	Steel & Zinc plated	<input type="checkbox"/>	<input type="checkbox"/>	<input type="checkbox"/>	<input type="checkbox"/>	<input type="checkbox"/>	<input type="checkbox"/>	<input type="checkbox"/>	4.0 mm
TCK-P	3	Countersunk	Steel & Zinc plated	<input type="checkbox"/>	<input type="checkbox"/>	<input type="checkbox"/>	<input type="checkbox"/>	<input type="checkbox"/>	<input type="checkbox"/>	<input type="checkbox"/>	4.5 mm
TCRI-P	4	Reduced	Steel & Zinc plated	<input type="checkbox"/>	<input type="checkbox"/>	<input type="checkbox"/>	<input type="checkbox"/>	<input type="checkbox"/>	<input type="checkbox"/>	<input type="checkbox"/>	3.0 mm

RIVNUTS - Slotted



Code	Pic no.	Head design	Material	Diameters available							Max. material thickness
				M3	M4	M5	M6	M8	M10	M12	
UCD	5	Flat	Steel & Zinc plated	<input type="checkbox"/>	<input type="checkbox"/>	<input type="checkbox"/>	<input type="checkbox"/>	<input type="checkbox"/>	<input type="checkbox"/>	<input type="checkbox"/>	7.1 mm
SPYDER XS	6	Flat	Steel & Zinc plated	<input type="checkbox"/>	<input type="checkbox"/>	<input type="checkbox"/>	<input type="checkbox"/>	<input type="checkbox"/>	<input type="checkbox"/>	<input type="checkbox"/>	4.75 mm

RIVNUTS - Riv Stud



Code	Pic no.	Head design	Material	Diameters available							Max. material thickness
				M3	M4	M5	M6	M8	M10	M12	
GCD	7	Flat	Steel & Zinc plated	<input type="checkbox"/>	<input type="checkbox"/>	<input type="checkbox"/>	<input type="checkbox"/>	<input type="checkbox"/>	<input type="checkbox"/>	<input type="checkbox"/>	5.0 mm

RIVNUTS - Rubber nut with brass insert



Code	Pic no.	Head design	Material	Diameters available							Max. material thickness
				M3	M4	M5	M6	M8	M10	M12	
RN	8	Cylindrical	Rubber / brass	<input type="checkbox"/>	<input type="checkbox"/>	<input type="checkbox"/>	<input type="checkbox"/>	<input type="checkbox"/>	<input type="checkbox"/>	<input type="checkbox"/>	56.0 mm



SETTING TOOL RANGE

SETTING TOOLS FOR RIVETS, RIVNUTS AND CONSTRUCTION FIXINGS



CONTENTS - SETTING TOOLS

Choosing the right type of tool.....20



Rivet Setting Tools

Hand Tools..... 22

2 Handed Tools 23

Pneumatic tools 24

Battery Tools..... 25



Rivnut Setting Tools

Hand Tools..... 26

2 Handed Tools 27

Pneumatic tools 28

Battery Tools..... 29



Resin Injection Guns

Hand Tools..... 30

Battery tools 31



Hollow Wall Anchor Setting Tools

Hand Tools..... 32

Battery tools 33

Nose Assemblies 34

Miscellaneous Tools and Accessories 35

Choosing the right type of tool

Rivet and Rivnut Setting Tools

When choosing the right setting tool - first select the type of setting tool you need.

Hand tools



Hand tools have a simple lever and squeeze technique using two handles which are squeezed together like a pair of pliers. Pulling power is equal to how hard manual pressure is applied.

- Good for small jobs and repair work in which more precision is required.
- Usually the cheapest option.
- Takes manual pressure to set rivets so multiple settings in a short amount of time can be tiring to use.



2 Handed tools



Two handed, or lever riveters, have two long arms that are squeezed together giving more leverage than 1 handed tools. An alternative design is the concertina or lazy tong riveter which allows even more power.

- More setting power than 1 handed tools with a wider range of rivet sizes.
- Longer arms gives more power for less effort.
- Can be used for heavy duty applications.
- Many come with a collection bottle that catches the snapped mandrels after installation.



Pneumatic tools



Pneumatic tools use a trigger to deliver compressed air to set a rivet quickly into place. They require a hosed connection to the generator providing the compressed air.

- Good for heavy duty applications such as assembly lines and repair shops.
- Fast and consistent setting action. Less margin of error than a manual tool.
- No recharge power source needed.
- Many come with a collection bottle that catches the snapped mandrels after installation.
- Can be cumbersome and have limited range of work area due to length of air hose.



Battery tools



Battery tools are powered by a rechargeable battery and use electric powered motors to insert the rivet with a squeeze of the trigger.

- As powerful as pneumatic tools.
- Ideal for site jobs and tight work areas.
- Lightweight and portable.
- Many come with a collection bottle that catches the snapped mandrels after installation.
- Not suitable for delicate applications.



Also consider:

When a suitable type of tool is chosen - next to consider is whether it can accommodate the type of rivets you will be setting.

Check the tool technical specification for stroke length (to match length of rivet) and available nose assemblies (to match body diameter of rivet).

Finally, you may need to consider pull force required, weight, ease of use, length of charge for battery tools and cycle time between rivets for power tools.



Resin Guns



Hand tools



Hand tools have a simple lever and squeeze technique using two handles which are squeezed together like a pair of pliers.

- Good for small jobs in which more precision is required.
- Takes manual pressure to push out resin so multiple settings in a short amount of time can be tiring.



Battery tools



Battery powered injection guns enhance power and ensure a smooth and controlled setting. Many have anti-drip systems and variable speeds.

- Good for small jobs in which more precision is required.
- Takes manual pressure to push out resin so multiple settings in a short amount of time can be tiring.



Also consider: - Check tool technical specification for resin types, cartridge size, battery life and weight.

Hollow wall anchor setting tools



Hand tools



Hand tools have a simple lever and squeeze technique using two handles which are squeezed together like a pair of pliers.

- Good for small jobs and repair work in which more precision is required.
- Great for setting in tight or confined spaces
- Takes manual pressure to set rivets so not suitable for multiple settings in a short amount of time.



Battery tools



The E007 and E007T are the only battery powered setting tools on the market and are exclusive to Scell-it. Winner of Torque magazine Innovative tool award in 2020, the E007 can set Hollow Wall Anchors quick and easily.

- Great for quick, easy and consistent setting of hollow wall anchors.
- Part of the cost effective E00 range.



Also consider: - Tool technical specification for stroke length (to match length of rivet).

Key to guide/icons



The Scell-it **ESSENTIAL** range is our value for money tool range providing a great tool at an economical price.



Our **INNOVATION** tool range are tools that are designed and engineered by Scell-it to be easy to use and are unique to the tool market.



Our **PREMIER** range are the best tools we make with outstanding quality and design to provide the best quality tool you will find on the market.

SETTING TOOLS - RIVETS

Hand tools



Pic no.	Code	Rivet Setting Range (mm)	Weight	Description
1	C-500RH	2.4 3.0 3.2 4.0 4.8 5.0	550g	DIY grade tool. All steel construction.
2	E-500RH	3.0 3.2 4.0 4.8 5.0	700g	Industrial hand pliers. Spare set of jaws contained within tool body.
3	E-500RH-R	3.0 3.2 4.0 4.8	700g	Industrial hand pliers with sprung handles for ease of use. Spare set of jaws contained within tool body.
4	E0	2.4 3.0 3.2 4.0 4.8 5.0	600g	Premium quality robust production tool with extended nose for hard to reach areas.
5	R100P	2.4 3.0 3.2 4.0 4.8 5.0	900g	360 degree swivel head for awkward, hard to reach areas. Sprung handles for ease of use.
6	R-100	2.4 3.0 3.2 4.0 4.8 5.0	460g	Innovative and ergonomic tool with curved handles & geared transmission for comfort during prolonged use.
7	MULTI-100	2.4 3.0 3.2 4.0 4.8 5.0	540g	2 in 1 robust and unique rivet and rivnut setting tool. Quick & easy conversion from one to another.



SETTING TOOLS - RIVETS

2 Handed tools



Pic no.	Code	Rivet Setting Range (mm)	Weight	Description
1	E-640RV	3.0 3.2 4.0 4.8 5.0 6.4	1.4 kg	Our original lever tool with long arms that help to set larger rivets with more ease.
2	E-640RX	3.0 3.2 4.0 4.8 5.0 6.4	2.8 kg	Long extension lazy tong which helps to set the rivet in one movement.
3	E1	3.0 3.2 4.0 4.8 5.0	1.3 kg	Geared transmission to help easily set larger diameter rivets and requires less force to use. Short arms allowing for easy storage.
4	E2	4.8 5.0 6.4	1.5 kg	Geared transmission - essential when setting structural rivets. Perfect hand tool for setting high strength rivets. Supplied with array of nose pieces.
5	R200	2.4 3.0 3.2 4.0 4.8 5.0	1.09 kg	Part of the new generation of setting tools with geared transmission and short arms allowing for easy storage.
6	R300*	3.0 3.2 4.0 4.8 5.0 6.4	1.2 kg	Latest of the new generation of setting tools with X-Force geared transmission.



* Available in kit form as R300-S which includes:
 - Metal carry case.
 - Rivets:
 4.0x8.0mm x 40
 4.0x14.0mm x 30
 4.8x10.0mm x 25
 4.8x14.0mm x 25
 6.0x12.0mm x 15
 6.4x15.0mm x 15

SETTING TOOLS - RIVETS

Pneumatic tools



Pic no.	Code	Rivet Setting Range (mm)	Weight	Power	Description
1	E-500RP	3.0 3.2 4.0 4.8 5.0	1.4 kg	10.3 - 14.4 kN	Lightweight, light industrial air tool with vacuum extraction, 3.0-5.0 rivets in all materials.
2	E-640RP	4.0 4.8 5.0 6.4	1.8 kg	14.6 - 20.4 kN	Lightweight and robust air riveter for larger diameter rivets 4.0-6.4, complete with vacuum extraction.
3	E-649RP	4.8 5.0 6.4	1.8 kg	14.2 - 19.9 kN	Heavy-duty air riveter for structural rivets incl. Superiv & Hyperiv. With all nose pieces for all brands of structural rivets & vacuum extraction.
4	E-500RA	3.0 3.2 4.0 4.8 5.0	1.25 kg	7.3 kN	Heavy-duty air riveter with Vacuum extraction and unique 360-degree air inlet rotation so that the airline is never in your way.
5	E-649RA	4.8 5.0 6.4	1.95 kg	14.5 kN	Heavy-duty air riveter for larger sized rivets 4.8-6.4. Also has the unique air inlet and vacuum extractions.
6	PR500	3.0 3.2 4.0 4.8 5.0	1.3 kg	7.4 kN	Basic light industrial tool for occasional use.
7	PR500A	3.0 3.2 4.0 4.8 5.0	1.42 kg	10.3 kN	Light industrial tool with vacuum suction.
8	E100PC	7.9mm - 9.5mm (5/16" - 3/8")	5.10 kg	42.8 kN	'Pin and collar' powerful setting tool.
9	E640PC	4.8mm - 6.4mm (3/16" - 1/4")	2.90 kg	39.2 kN	'Pin and collar' light & portable setting tool.



SETTING TOOLS - RIVETS

Battery Tools



Pic no.	Code	Rivet Type	Rivet Setting Range (mm)	Weight	Description
1	E5	STANDARD RIVETS	2.4 3.0 3.2 4.0 4.8 5.0	2.15 kg	12 kN power. Robust power tool for setting a wide range of standard rivets from 2.4 to 5.0.
2	E6	STANDARD/STRUCTURAL RIVETS	4.8 5.0 6.4	2.15 kg	With 15 kN of power the E6 sets standard and structural rivets quick and easy in all materials.
3	E7	STRUCTURAL HYPERBOLT SUPERBOLT	4.8 5.0 6.4	2.26 kg	Extra powerful 23 kN power tool for setting standard and multigrip pins and collars 3/16 and 1/4.
4	E-T	TRIFORM RIVETS	5.2 6.4 7.7	2.15 kg	12 kN power for setting 5.2 -7.7 bulbrites. All nose pieces included.
5	E-005	STANDARD RIVETS	2.4 3.0 3.2 4.0 4.8	1.33 kg	



Element One battery

Rechargeable in just 30 minutes, the 18 V – 2.0 Ah battery is compatible with the rest of the Scell-it ELEMENT battery tools range, allowing a lower cost for a wider range of tools.



The E7 Can also become a monobolt/magnalock tool with the correct nose assembly - everything a coach builder would need on one tool.



* Nose Assemblies

A range of nose assemblies are available for different sizes of Hyperbolts, Superivs, Hyperivs. Avtainers, Hucktainers and multi-grip pins. See page 34.



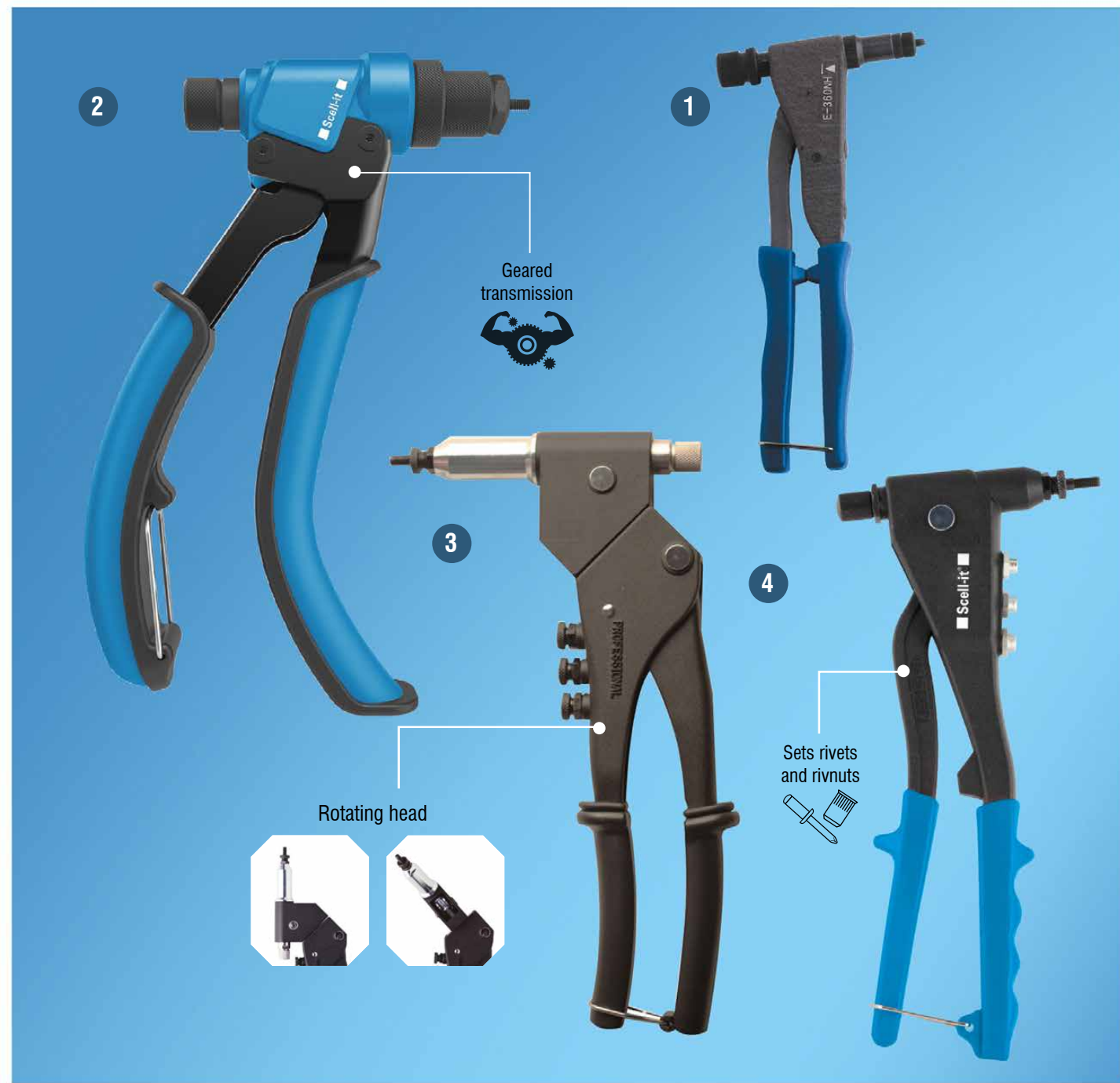
Low cost battery power.

SETTING TOOLS - RIVNUTS

Hand tools



Pic no.	Code	Rivnut Setting Range	Weight	Description
1	E-360NH	M3 M4 M5 M6	800 g	Light weight single hand rivetnut plier for M3-M6 rivnutns. Also available in a kit with rivnutns.
2	N100	M3 M4 M5 M6	460 g	New generation of the Element brand with Ergonomic handles and geared transmission for easier setting of rivnutns M3-M6. Robust and Lightweight at just 460g.
3	N100P	M3 M4 M5 M6	900 g	Unique swivel head for those hard to reach places. Sets rivnutns M3-M6.
4	MULTI-100	M3 M4 M5 M6	540g	2 in 1 robust and unique rivet and rivnut setting tool. Quick & easy conversion from one to another.



SETTING TOOLS - RIVNUTS

2 Handed tools



Pic no.	Code	Rivnut Setting Range	Weight	Description
1	E-410NV*	M4 M5 M6 M8 M10	2.0 kg	Heavy-duty lever tool. The rivnutns can be manually wound on and off, and the tool has long arms to help to generate power.
2	E-410NV-T*	M4 M5 M6 M8 M10	2.2 kg	Same as E-410NV but has a spiral shaft to quickly wind the rivnut on and off. Popular as a kit with rivnutns M4-M10.
3	E-612NH	M5 M6 M8 M10 M12	1.1 kg	Compact ratchet tool for hard to reach areas. Easy to use and robust. Available in kit that contains M6-M12 flanged rivnutns.
4	E3	M4 M5 M6 M8	1.5 kg	New generation of geared rivnut tools. 50% less effort needed to set the rivnutns. Premium range lever tool.
5	E4	M6 M8 M10 M12	1.8 kg	New generation geared rivnut tool helps to set M12 with ease. Premium range tool.
6	N200	M3 M4 M5 M6 M8	1.34 kg	Professional and practical pliers for setting nuts with geared transmission for 3x less effort.
7	N300**	M4 M5 M6 M8 M10	1.4 kg	Latest pliers for setting nuts with X-Force geared transmission for 3x less effort.
8	N300-T**	M4 M5 M6 M8 M10	1.62 kg	Same as the N300 but with quick unscrew adaptor.



* Available in kit form as E-410-NV-T-S or E-410NV-S which includes:

- Metal carry case.
- Rivnuts: TCD M4x30, M5x30, M6x30, M8x15, M10x10 and TCK M6x30.

** Available in kit form as N300-S or N300-T-S which includes:

- Metal carry case.
- Rivnuts: TCD M4x30, M5x30, M6x30, M8x15 and TCK M6x30

SETTING TOOLS - RIVNUTS

Pneumatic tools




Pic no.	Code	Rivnut Setting Range	Weight	Power	Description
1	E-308NP	M3 M4 M5 M6 M8	1.6 kg	20 kN	Standard Pneumatic gun for setting rivnuts.
2	E-312NP-2	M3 M4 M5 M6 M8 M10 M12	2.2 kg	19.1 kN	Standard Pneumatic gun for setting a large range of rivnuts M3 - M12.
3	E-412NA	M4 M5 M6 M8 M10 M12	1.6 kg	18.5 kN	Tool for blind nuts with automatic screwing/unscrewing (right/left) function, particularly suitable for industrial use.

View the Scell-it UK range of Rivnuts at www.scellit.co.uk



SETTING TOOLS - RIVNUTS

Battery Tools



Pic no.	Code	Rivnut Type	Rivnut Setting Range	Weight	Description
1	E8	CYLINDRICAL /HEXAGONAL	M3 M4 M5 M6 M8	2.37 kg	Standard 22.5 kN power tool for setting cylindrical or hexagonal rivnuts in all materials.
2	E12	CYLINDRICAL /HEXAGONAL	M6 M8 M10 M12	2.37 kg	23 kN power tool for the bigger range of cylindrical or hexagonal rivnuts in all materials.
3	E-SP	SLOTTED	M5 M6 M8	2.37 kg	22.5 kN of power for setting slotted rivnuts.
4	E-HC	CORDLESS HEX CUT	M4 M5 M6 M8 M10	2.37 kg	Hexagon hole punching tool with 20 kN of power for materials of up to 3mm.
5	E-008	CYLINDRICAL /HEXAGONAL	M3 M4 M5 M6	1.25 kg	Part of the E-00 economical range. 6 kN of battery power at low cost with quick and easy setting of rivnuts.



Low cost battery power.

RESIN INJECTION GUNS

Hand tools



Pic no.	Code	Resin Capacity Range	Weight	Description
1	VI-P214	280 - 310 ml	0.52 kg	A standard and economic dispenser.
2	VI-P250	280 - 310 ml	0.82 kg	Supplied with an aluminium cartridge holder. Allows for injection of 400ml foil packs & cartridges of 280 to 310ml.
3	VI-P215	280 - 310 ml	0.75 kg	Professional use dispenser for cartridges of 280 - 310 ml.
4	VI-P380	380 - 420 ml	1.2 kg	Dispenser with 4,500 N force and capacity for 380 - 420ml cartridges.
5	VI-P385	385 ml	1.3 kg	Robust and comfortable dispenser for 385 ml cartridges.
6	SI-P300	280 - 310 ml	1.1 kg	Intensive use tool. Parallel handle and patented symmetric drive ensuring an effortless and comfortable use.
7	SI-P380	380 - 420 ml	1.2 kg	High end tool with parallel handle and symmetric drive system.
8	SI-P385	385 ml	1.28 kg	Professional use high end tool with symmetric drive system and parallel handle.
9	EASY PUSH	280 - 310 ml	1.05 kg	Designed for intensive and continuous use. Geared system allows for easy and fast installation without fatigue.



RESIN INJECTION GUNS

Battery Tools



Pic no.	Code	Resin Capacity Range	Power	Weight	Description
10	VI-P300B-2	280 - 310 ml	2.9 kN	1.32 kg	Lightweight and powerful. Supplied with two batteries.
11	VI-P300B-P	400 ml	2.9 kN	1.32 kg	Foil pack dispenser. Powerful and easy to use.
12	VI-P600B-P	600 ml	2.9 kN	1.68 kg	Foil pack dispenser for 600 ml. Powerful and easy to use.
13	VI-P420B / 2	380 - 420 ml	4.5 kN	1.68 kg	Powered dispenser for bigger cartridges of 380 - 420 ml.



Our latest hand tool innovation ...



HOLLOW WALL ANCHOR SETTING TOOLS



Hand tools

Pic no.	Code	Anchor Setting Range	Weight	Description
1	MD	M4 M5 M6	340 g	Economic tool that is efficient and convenient. Fitted with a reset trigger.
2	2X	M4 M5 M6 M8	240 g	Threaded mandrel enables setting of anchors without a screw. Sets twice as fast as conventional tools. Perfect for anchors with a double threaded screw.
3	HD	M4 M5 M6	500 g	Fitted with a handle to prevent shocks and protects the user's hand. Offers top performance and comfort at an economical price.
4	OPTEE	M4 M5 M6	300 g	This innovative design allows easier installation and a variable expansion system allows setting an anchor regardless of it's length.
5	MINEE	M4 M5 M6	400 g	The smallest setting tool on the market. It delivers equal power compared to the larger setting tools and fits perfectly in any toolbox.
6	SMARTEE	M4 M5 M6 M8	450 g	"Soft Touch" effect ABS handle. Comfortable and ergonomic.



HOLLOW WALL ANCHOR SETTING TOOLS



Battery tools

Pic no.	Code	Anchor Setting Range	Weight	Force
1	E-007	M4 M5 M6 M8	1.3 kg	6 kN
2	E-007T	M4 M5 M6 M8	1.25 kg	6 kN

The first patented world-exclusive powered tool to install hollow wall anchors (like 'Spyder' or 'Spyder Plus' by Scell-it, or other brands like Molly®). The E-007 sets anchors with a screw, whilst the E-007-T uses a built in mandrel to set anchors without a screw - including Jack Nuts and Spyder Nuts.

The 'quick-setting' powered action of this tool means setting is performed effortlessly and accurately - in an instant - with one squeeze of the trigger.

Both have a setting adjustment dial on the back of the tools allow for the perfect setting of stroke adjustment from 4mm to 40mm. This means a wide range of diameter and lengths of anchor can be accommodated.

Scell-it
WORLDWIDE EXCLUSIVE
PATENTED

Available with or without the universal Scell-it Element One battery - compatible with the Scell-it power tool range.

The E-007 is an ergonomic, compact and light-weight designed tool at just under 1.4kg, and is just 210mm tall, meaning effortless setting even in the tightest of places. It's equipped with a high performance brushless motor to increase the tool life, improve performance and reduce noise pollution. Additionally, three LEDs on the head of the tool ensure visibility in the darkest working areas, for more precision.




NOSE ASSEMBLIES

Pic no.	Code	Code ref	Size/Fastener	Fastener alternative names	Compatible Tools
1	AA-KIT 1	A02047-00	3/16" Hyperbolt	Lockbolt C6	E640PC, E-7
2	AA-KIT 2	A02048-00	1/4" Hyperbolt	Lockbolt C6	E640PC, E-7
3	AA-KIT 3	A02049-00	3/16" Multigrip pin	Lockbolt Magnagrip	E640PC, E-7
4	AA-KIT 4	A02050-00	1/4" Multigrip pin	Lockbolt Magnagrip	E640PC, E-7
5	AA-KIT 5	A02164-00	3/16" - 1/4" Superiv	Monobolt	E640PC, E-7
6	AA-KIT 6	A02330-00	3/8" Avtainers	Tainerbolts	E-7
7	AA-KIT 7	A02331-00	3/8" Hucktainer		E-7
8	AA-KIT 8	A00181-00	5/16" Multigrip pin	Lockbolt Magnagrip	E100PC
9	AA-KIT 9	A00179-00	3/8" Hyperbolt	Lockbolt C6	E100PC
10	AA-KIT 10	A02108-00	3/8" Multigrip pin	Lockbolt Magnagrip	E100PC
11	AA-KIT 11	A02405-00	1/4" Huck BOM		E100PC
12	AA-KIT 12	A02406-00	5/16" Huck BOM		E100PC
13	AA-KIT 13	A02407-00	3/8" Huck BOM		E100PC
14	AA-KIT 14	A00183-00	5/16" Hyperbolt	Lockbolt C6	E100PC



MISCELLANEOUS TOOLS & ACCESSORIES

Drill adaptors Turn a powerdrill into a rivet or rivnut setting tool.

Pic no.	Code	Setting Range	Description
1	RIVEDRILL	 3.0mm - 5.0mm	Adapter for setting rivets from 3.0mm to 5.0mm.
2	RIVENUTDRILL	 3.0mm - 6.4mm  M4 - M10	Adapter for setting rivets or rivnuts with a quick change of nosepiece.



Setting tools

1 DROP IN ANCHOR TOOL A setting tool to guarantee a controlled expansion and setting of drop in anchors.



Rechargeable batteries

- 1 E-BATT Rechargeable in just 30 minutes, the 18 V – 2.0 Ah battery is compatible with the rest of the Scell-it ELEMENT battery tools range, allowing a craftsman to be equipped with quality hollow wall anchoring and riveting tools with a lower investment.
- 2 E-CHARGER



CONSTRUCTION FIXINGS

Heavy, medium and light duty • Nylon and cavity fixings • Resins
 Chemical anchors • Sheet Metal Screws • Wood Screws • Chisels & Drill Bits



CONTENTS - CONSTRUCTION FIXINGS

Heavy Duty Fixings

Through Bolts	38
Concrete Screwbolts	38
Drop in Anchors	38
High Load Safety Bolts	39
High Expansion Metal Anchors	39
Sleeve Anchors	39
Threaded Expansion Anchor	39

Medium/Light Duty Anchors

Metal Frame Anchor	40
Spacer Scew.....	40
Metal Hammer in plug	40
Universal Plug - metric thread.....	40
Hammer in plug for aerated concrete	40
Screw in plug for aerated concrete	40
Aerated Concrete Screw	41
Scaffold Screw Eye	41
Direct Fixing Screw	41
Direct Fixing Screw A4 Stainless Steel	41
Internally Threaded Concrete Screw.....	41
Concrete Screw white zinc plated	41

Chemical Anchors

Chemical Glass Anchors	42
Threaded Rod with hex drive	42
Stud for Chemical Anchor.....	42
Asphalt anchors	42
Accessories	42

Chemical Resins.....

Nylon & Cavity Fixings

Hammer Fixings	44
Nylon Frame Fixings	44
Hollow Wall Anchors	44
Self Drilling Plug.....	44
100% Nylon Plug	45
Universal Plugs	45
Nylon Long Expansion Plug	45
Metrical Thread Screws.....	46
Insulation Plugs	46

Chisels & Drill Bits.....

HEAVY DUTY FIXINGS

Through Bolts

Code	Pic no.	Material	Size range	Diameters available (mm)						Approved / NA	
				M6	M8	M10	M12	M16	M20		M24
NA-TB	1	Zinc Plated Steel	M8x50 - M24x260	<input type="checkbox"/>	<input type="checkbox"/>	<input type="checkbox"/>	<input type="checkbox"/>	<input type="checkbox"/>	<input type="checkbox"/>	<input type="checkbox"/>	NA
TB7	2	Zinc plated	M6x40 - M24x260	<input type="checkbox"/>	<input type="checkbox"/>	<input type="checkbox"/>	<input type="checkbox"/>	<input type="checkbox"/>	<input type="checkbox"/>	<input type="checkbox"/>	Option 7
BZPLUS	3	Steel Zinc	M8x60 - M16x150	<input type="checkbox"/>	<input type="checkbox"/>	<input type="checkbox"/>	<input type="checkbox"/>	<input type="checkbox"/>	<input type="checkbox"/>	<input type="checkbox"/>	Option 1
A4-BZ2	4	Stainless Steel A4	M8x65 - M16x145	<input type="checkbox"/>	<input type="checkbox"/>	<input type="checkbox"/>	<input type="checkbox"/>	<input type="checkbox"/>	<input type="checkbox"/>	<input type="checkbox"/>	Option 1
BZ-S	5	Steel Zinc	M8x68 - M16x185	<input type="checkbox"/>	<input type="checkbox"/>	<input type="checkbox"/>	<input type="checkbox"/>	<input type="checkbox"/>	<input type="checkbox"/>	<input type="checkbox"/>	Option 1
A4-BZ-S	6	Stainless Steel A4	M8x68 - M16x185	<input type="checkbox"/>	<input type="checkbox"/>	<input type="checkbox"/>	<input type="checkbox"/>	<input type="checkbox"/>	<input type="checkbox"/>	<input type="checkbox"/>	Option 1
NA-TBA2	7	Stainless Steel A2	M8x75 - M16x145	<input type="checkbox"/>	<input type="checkbox"/>	<input type="checkbox"/>	<input type="checkbox"/>	<input type="checkbox"/>	<input type="checkbox"/>	<input type="checkbox"/>	NA
NA-TBA4	8	Stainless Steel A4	M8x75 - M16x145	<input type="checkbox"/>	<input type="checkbox"/>	<input type="checkbox"/>	<input type="checkbox"/>	<input type="checkbox"/>	<input type="checkbox"/>	<input type="checkbox"/>	NA

Concrete Screwbolts (*ankerbolts*)

Code	Pic no.	Material	Size range	Diameters available (mm)						Approved/NA	
				M5	M6	M8	M10	M12	M14		M16
BT7	9	Zinc Plated Steel	M6x50 - M12x150	<input type="checkbox"/>	<input type="checkbox"/>	<input type="checkbox"/>	<input type="checkbox"/>	<input type="checkbox"/>	<input type="checkbox"/>	<input type="checkbox"/>	Option 7
A4-BT-H	10	Stainless Steel A4	M6x75 - M12x125	<input type="checkbox"/>	<input type="checkbox"/>	<input type="checkbox"/>	<input type="checkbox"/>	<input type="checkbox"/>	<input type="checkbox"/>	<input type="checkbox"/>	Option 1
BETABOLT	11	Steel	M6x30 - M16x150	<input type="checkbox"/>	<input type="checkbox"/>	<input type="checkbox"/>	<input type="checkbox"/>	<input type="checkbox"/>	<input type="checkbox"/>	<input type="checkbox"/>	Option 1
NA-BT	12	Zinc Plated	M5x100 - M16x200	<input type="checkbox"/>	<input type="checkbox"/>	<input type="checkbox"/>	<input type="checkbox"/>	<input type="checkbox"/>	<input type="checkbox"/>	<input type="checkbox"/>	NA

Drop in Anchors

Code	Pic no.	Material	Size range	Diameters available (mm)						Approved/NA
				M6	M8	M10	M12	M16	M20	
DI	13	Steel - Unlipped	M6x25 - M20x80	<input type="checkbox"/>	<input type="checkbox"/>	<input type="checkbox"/>	<input type="checkbox"/>	<input type="checkbox"/>	<input type="checkbox"/>	NA
DIL	14	Steel - Lipped	M8x30 - M12x50	<input type="checkbox"/>	<input type="checkbox"/>	<input type="checkbox"/>	<input type="checkbox"/>	<input type="checkbox"/>	<input type="checkbox"/>	NA



HEAVY DUTY FIXINGS

High Load Safety Bolts

Code	Pic no.	Material	Type	Diameters available (mm)					Approved/NA
				M6	M8	M10	M12	M16	
HVE	1	Steel	Hexagonal Head version	<input type="checkbox"/>	<input type="checkbox"/>	<input type="checkbox"/>	<input type="checkbox"/>	<input type="checkbox"/>	Option 1
HVE02	2	Steel	Threaded rod version	<input type="checkbox"/>	<input type="checkbox"/>	<input type="checkbox"/>	<input type="checkbox"/>	<input type="checkbox"/>	Option 1
HVE03	3	Steel	Countersunk head version	<input type="checkbox"/>	<input type="checkbox"/>	<input type="checkbox"/>	<input type="checkbox"/>	<input type="checkbox"/>	Option 1

High Expansion Metal Anchors

Code	Pic no.	Material	Type	Diameters available (mm)					Approved/NA
				M6	M8	M10	M12	M16	
XMAX BOLT	4	Steel Zinc plated	XMAXBOLT O/SV/C - see pic	<input type="checkbox"/>	<input type="checkbox"/>	<input type="checkbox"/>	<input type="checkbox"/>	<input type="checkbox"/>	na

Sleeve Anchors

Code	Pic no.	Material	Type	Diameters available (mm)						Approved/NA
				M5	M6	M8	M10	M12	M16	
HBPLUS	5	White Zinc	Hexagonal Head	<input type="checkbox"/>	<input type="checkbox"/>	<input type="checkbox"/>	<input type="checkbox"/>	<input type="checkbox"/>	<input type="checkbox"/>	na
SLN	6	Yellow Zinc	Hex nut	<input type="checkbox"/>	<input type="checkbox"/>	<input type="checkbox"/>	<input type="checkbox"/>	<input type="checkbox"/>	<input type="checkbox"/>	na
SLH	7	Yellow Zinc	Hex loose bolt	<input type="checkbox"/>	<input type="checkbox"/>	<input type="checkbox"/>	<input type="checkbox"/>	<input type="checkbox"/>	<input type="checkbox"/>	na
SLC	8	Yellow Zinc	Countersunk Head loose bolt	<input type="checkbox"/>	<input type="checkbox"/>	<input type="checkbox"/>	<input type="checkbox"/>	<input type="checkbox"/>	<input type="checkbox"/>	na

Threaded Expansion Anchor

Code	Pic no.	Material	Type	Diameters available (mm)						Approved/NA
				M5	M6	M8	M10	M12	M16	
BK	9	Zinc plated	Without screw	<input type="checkbox"/>	<input type="checkbox"/>	<input type="checkbox"/>	<input type="checkbox"/>	<input type="checkbox"/>	<input type="checkbox"/>	na
TAC	10	Yellow Gal Steel	With TH screw	<input type="checkbox"/>	<input type="checkbox"/>	<input type="checkbox"/>	<input type="checkbox"/>	<input type="checkbox"/>	<input type="checkbox"/>	na
OAC	11	Zinc plated	With stud	<input type="checkbox"/>	<input type="checkbox"/>	<input type="checkbox"/>	<input type="checkbox"/>	<input type="checkbox"/>	<input type="checkbox"/>	na



MEDIUM/LIGHT DUTY FIXINGS

CODE	Pic	Description
------	-----	-------------

Metal Frame anchor

MR	1	Heavy loads allowed, wide range (possible to fix very thick window frames), fixed part is not deformed.
----	---	--

Spacer Screw

TR	2	Easy penetration into wood. Solid assembling of two separate elements without modifying the spacing.
----	---	--

Metal Hammer in plug

DN	3	Light fixing (up to 10kg) in solid or hollow masonry.
----	---	---

Universal Plug - metric thread

ZITA	4	Halogen-free nylon (PA6) plug with a metallic insert, with metric thread • steel screw with metric thread.
------	---	--

Hammer in plug for aerated concrete

SQUARE	5	Very resistant in cellular concrete. No need to drill, installed simply with a hammer. Suitable for 3.5-6mm wood screw.
--------	---	---

Screw in plug for aerated concrete

KBT	6	100% nylon. For cellular concrete. Can be used with ordinary screws, hex lags or metric thread screws.
-----	---	--



MEDIUM/LIGHT DUTY FIXINGS

CODE	Pic	Description
------	-----	-------------

Aerated Concrete Screw

VBC	1	Heavy loads allowed, wide range (possible to fix very thick window frames), fixed part is not deformed.
-----	---	--

Scaffold Screw Eye

HEC	2	Easy penetration into wood. Solid assembling of two separate elements without modifying the spacing.
-----	---	--

Direct Fixing Screw

VFD	3	Light fixing (up to 10kg) in solid or hollow masonry.
-----	---	---

Direct Fixing Screw A4 Stainless Steel

A4-BTS	4	Halogen-free nylon (PA6) plug with a metallic insert, with metric thread • steel screw with metric thread.
--------	---	--

Internally Threaded Concrete Screw

BT-I	5	Very resistant in cellular concrete. No need to drill, installed simply with a hammer. Suitable for 3.5-6mm wood screw.
------	---	---

Concrete Screw - white zinc plated

CWS	6	100% nylon. For cellular concrete. Can be used with ordinary screws, hex lags or metric thread screws.
-----	---	--



CHEMICAL ANCHORS

CODE	Pic	Description
------	-----	-------------

Chemical Glass Anchors

CSPLUS	1	Practical. No waste everything is crushed at the time of installation. Economical. Single fixing. M8 - M24.
--------	---	---

Threaded rod with hex drive

M10130/A4	2	Steel and A4. M8 - M30.
-----------	---	-------------------------

Stud for Chemical Anchor

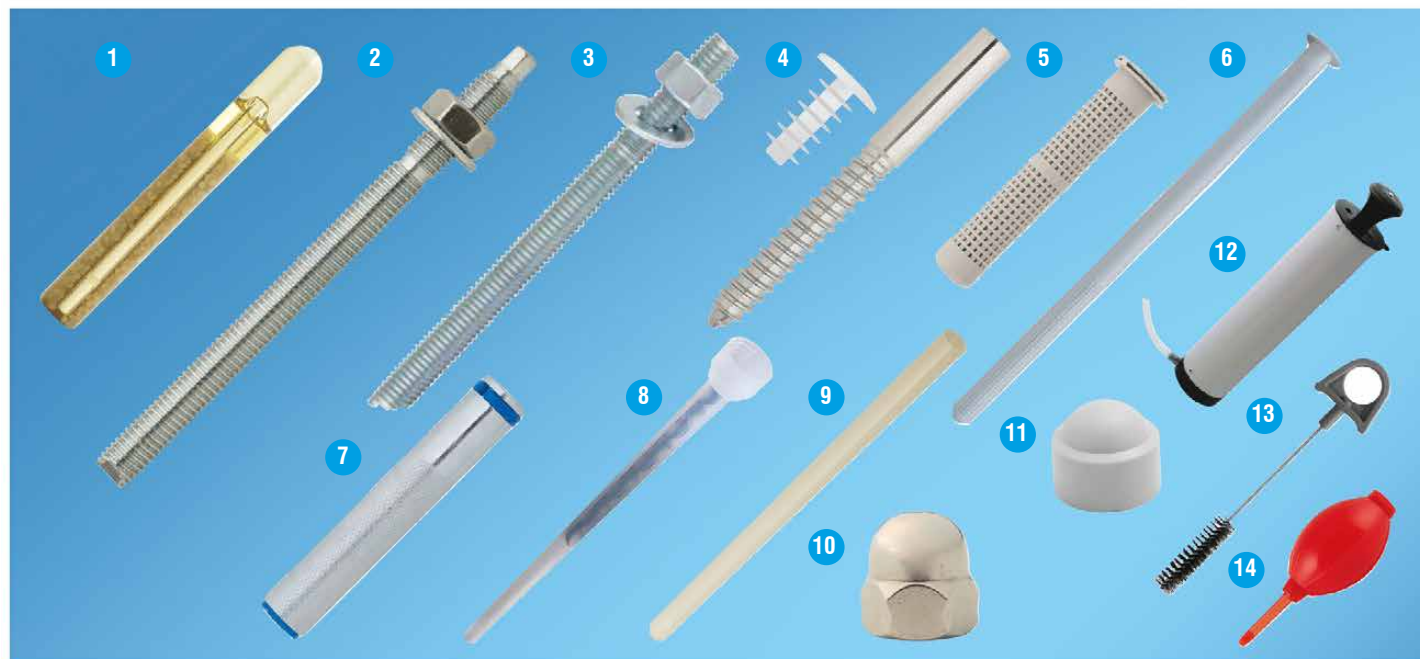
SFC	3	Zinc plated steel, A2 Stainless Steel and Hot dip galvanized steel. M8 - M24.
-----	---	---

Asphalt anchor

XFALT	4	White zinc-plated steel. Nylon cap. M8(L100mm), M10(L100mm) - M12(L140mm).
-------	---	--

Accessories

TAMIS12050	5	Sleeve
TAMIS15330R	6	Adjustable Sleeve
DF0650	7	Internal Threaded Socket - Steel. M6 - M12.
VI-BUSE	8	Mixing Nozzle
BUSE-EXT500	9	Mixing Nozzle Extension
CEI-M06	10	Dome Nut. M6 - M20.
CEP-SW10-B	11	Polyethylen Nut Cover. M6 - M20.
AIR	12	Dust Blower - Pump
BR08/10	13	Cleaning brush
PS	14	Dust blower - manual



CHEMICAL RESINS

CODE	Pic	Description	Sizes
------	-----	-------------	-------

UNIVERSAL	1	UNIVERSAL Polyester Chemical resin	420ml
HIGHLOAD	2	HIGH LOAD Vinylester Chemical resin	420ml
XMAX	3	Vinylester Chemical resin 100% certified	300/420ml
F300/F380	4	Universal Chemical Resin Polyester	300/380ml
FIRST	5	Universal Chemical Resin Polyester Styrene Free	300/410ml
EA	6	Epoxyacrylate Chemical Resin Styrene Free	300/410ml
X-PRO	7	Vinylester chemical resin	300/420ml
X-PRO NORDIC	8	Vinylester chemical resin - Extreme Cold	300/420ml
X-BRID	9	Hybrid Chemical Resin High resistance, Seismic application	280/420ml
PURE-PRO	10	Pure Epoxy Chemical Resin - Extreme conditions	385ml

NEW FORMULA

See Setting Tool section for our range of Scell-it resin guns.

Other Scell-it UK resins available

1 UNIVERSAL
2 HIGH LOAD
3 XMAX
4 F300/F380
5 FIRST
6 EA
7 X-PRO
8 X-PRO NORDIC
9 X-BRID
10 PURE-PRO

Universal
 THREADED ROD
 OVERHEAD APPLICATIONS
 MEDIUM LOADS
 DRY, WET AND FLOODED HOLES
 STYRENE FREE
 CE APPROVED
 SUIABLE FOR UNIVERSAL APPLICATIONS

High Load
 100 YEARS WORKING LIFE
 STYRENE FREE
 WATER RESISTANT APPROVAL
 OVERHEAD APPLICATIONS
 SEISMIC C1
 QUICK CURE
 100 YEARS WORKING LIFE
 WINTER GRADE
 DRY, WET AND FLOODED HOLES
 THREADED ROD
 POST-INSTALLED REBAR
 MEDIUM OR HIGH LOADS
 WARMER GRADE
 CE APPROVED
 SUIABLE FOR HIGH LOAD APPLICATIONS

CONCRETE
 CRACKED CONCRETE
 SOLID MASONRY
 HOLLOW MASONRY
 CONCRETE REBAR

WRAS APPROVED MATERIAL
 BRITISH STANDARD BS EN 12620
 PART 1 UNCRACKED & CRACKED CONCRETE

Nylon and Cavity Fixings

CODE	Pic	Description
Hammer Fixing		
TPPLUS	1	Reinforced nylon - round head. 5,6 and 8 mm diameters.
HFC	2	100% nylon screw white zinc plated. 5,6 and 8 mm diameters.
YZF YZP YZPX	3	Countersunk head/Round head/Large Round Head. Stainless Steel. 5,6 and 8 mm diameters.

Nylon Frame Fixings

NFF08060	4	Yellow zinc plated.
----------	---	---------------------

Hollow Wall Anchors

SP4020	5	Zinc plated with screw. M4, M5 and M6 sizes available.
--------	---	--

Self Drilling Plug

SDPZ - C/P	6	with screw - Zamak
SDPN - C/P	7	with screw - Nylon

DHP	8	Drywall Hammer Plug
FIKRON	9	Self Drilling Insulation Plug
FI-IPL-M08	10	Self Drilling Insulation Plug. Plug for downpipe collar.
SNAKE	11	Reinforced Nylon Nail. 5 and 6mm sizes available.



Nylon and Cavity Fixings

CODE	Pic	Description
100% Nylon Plug		
DSC05	1	with flange. 4.0mm - 16.0mm diameters available.
DS06	2	without flange. 4.0mm - 16.0mm diameters available.
GX05	3	Fourfold expansion. 5.0mm - 14.0mm diameters available.
DSC14135	4	For scaffold screw eye. 14mm diameter.

Universal Plugs

ELEK06	5	Nylon. 6.0mm - 10.0mm diameters available.
UNIC0530	6	HD Polypropylen. 5.0mm - 12.0mm diameters available.
MUTP06	7	Unbreak High density polypropylen (25 cluster). 6.0mm - 10.0mm diameters available.
DK06	8	Polyethylene. 6.0mm - 10.0mm diameters available.
DKC06	9	Polyethylene with flange. 6.0mm - 10.0mm diameters available.

Nylon Long Expansion Plug

G-L08080	10	with countersunk head steel screw. 8.0mm - 10.0mm diameters available.
G-LH10080	11	with countersunk head steel screw. A4 Stainless Steel countersunk head screw. 10.0mm diameter.
G-LS10080	12	with Steel hex screw. 10.0mm diameter.




Nylon and Cavity Fixings

CODE	Pic	Description
Metrical Thread Screws		
PAE	1	Metal metric eyelet screw. M4, M5 and M6 sizes available.
VMT	2	Pan head screw. M4, M5 and M6 sizes available.
CAE	3	Hook with flange. M4, M5 and M6 sizes available.
GAE	4	Hinge with flange. M4, M5 and M6 sizes available.

Insulation Plugs

FI10070	5	Rigid insulation hammer plug.
FILONG10140	6	Long Expansion Insulation Plug for Masonry.
FIMAX08115	7	Polyvalent Insulation Hammer Plug - Steel screw.
FITORX08115	8	Polyvalent Insulating Plug - Steel screw.
FIO	9	Soft and semi-rigid insulation under cladding plug.
TSX60100	10	Insulating plug for wooden support.
FI-GECKO	11	Universal screw plug for Etics.



Chisels and Drill Bits

CODE	Pic	Description
SDS PLUS Chisels		
SDS+FLAT	1	Flat Chisels - 20 x 250
SDS+GOUG	2	Gouge Chisels - 22 x 250
SDS+POINT	3	Pointed Chisels - 250HX, 250RD
SDS+TILE	4	Tile Chisels - 40 x 250, 75x165
SDS+WID	5	Wide Chisels - 40 x 250
SDS MAX Chisels		
SDSMFLAT	6	Flat Chisels - 25 x 400, 25 x 600, 25 x 280
SDSMGOUG	7	Gouge Chisels - 26 x 300
SDSMPOINT	8	Pointed Chisels - 280, 400, 600
SDSMWID	9	Wide Chisels - 115 x 350, 75 x 300, 50 x 400
Drill Bits for metal		
JD	10	Jobber Drill Bits - Rolled high speed steel straight shank split point 118° DIN 338 & BS 328.
CJD	11	Jobber Cobalt Drill Bits - Fully ground split point 135° - 5% Cobalt DIN 338 & BS 328.
JDBS	12	Blacksmith Drills - Reduced shank high speed steel drills DIN 338 & BS 328.
CSD	13	Cobalt Stub Drills - Fully ground - 5% Cobalt.
SD	14	HSS Stub Drill Bits - Ground single and double ended - DIN 1897.
JDG	15	HSS Drill Bits - Fully ground split point 135° DIN 338 & BS 328.
SDSPLUS	16	SDSPLUS Hammerdrill



SCREWS

Sheet Metal Screws • Plasterboard Screws
Wood Screws • Bi-Metal SDS



CONTENTS - SCREWS

SHEET METAL DRILL SCREWS

Hex Head	50
Pan Head	50
Countersunk Head.....	51
Wafer Head	51
Accessories	51

PLASTERBOARD SCREWS

Plasterboard Screws	52
---------------------------	----

WOOD SCREWS

Wood Screws - Essive	53
----------------------------	----

BI METAL SDS for STEEL

Bi-Metal Screws.....	54
----------------------	----

Sheet metal drill screws

CODE	Pic	Description
Hex Head		
THT	1	Hexagonal head - Zinc plated Steel (available in stainless steel)
THR	2	Bright Zinc plated steel, hex headed waterproof EPDM washer. 4.8, 5.5 and 6.3mm diameter available.
THF	3	Screw, hex notched head, bright zinc plated steel. 4.2 and 4.8mm diameter available.
THPL	4	Self drilling screw, hex head, long tip, bright zinc-plated steel (available in stainless steel). 5.5mm diameter.

Pan Head

CODE	Pic	Description	Diameters available (mm)						
			2.9	3.5	3.9	4.2	4.8	5.5	6.3
TCC	5	Pan head	■	■	■	■	■	■	■
TCQ	6	Screw, pan head, bright zinc plated steel square drive.	□	■	■	■	■	■	□
TCQW	7	Screw, pan head, bright zinc plated steel - white.	□	□	□	■	□	□	□
TCQNS	8	Screw, pan head, stainless steel.	□	□	□	■	■	□	□
FCQ	9	Screw, pan head, bright zinc-plated steel.	□	□	■	■	■	□	□
FCQ-CF	10	Screw, cylindrical slotted head, Dacromet steel.	□	□	□	■	■	□	□
FCQN-CF	11	FCQN-CF cylindrical notched head, A2 stainless steel.	□	□	□	■	■	□	□
FCQNCF-RP	12	FCQNCF-RP cylindrical notched head, A2 stainless steel.	□	□	□	■	■	□	□



Sheet metal drill screws

CODE	Pic	Description	Diameters available (mm)						
			2.9	3.5	3.9	4.2	4.8	5.5	6.3
TFC	1	120 Countersunk head	■	■	■	■	■	■	■
TFQN	2	CSK Head Steel.	□	■	■	■	■	□	□
TFAC	3	TFAC 120 countersunk head, bright zinc-plated steel.	□	□	□	■	■	■	■
TFX	4	Torx Drive Countersunk Zinc Plated.	□	■	■	■	■	■	■
TFQ	5	Bright Zinc Plated Steel.	□	■	■	■	■	□	□

Wafer Head

TRLC	6	Wide round head. 4.2mm diameter.
TRLQ	7	Low profile square drive zinc plated. 4.8mm diameter.

Accessories

RN	8	120 Bonded Washer A2 Stainless Steel waterproof washer
RS	9	Bonded Washer Steel Zinc waterproof washer.
CAGM/CAPM	10	Plastic cap.
PH	11	Bit for ph screws.
SQ	12	Bit For Square Head Screws.
MD	13	Bit-holder for the screws.



Plasterboard Screws

CODE	Pic	Description
PTC	1	PTC bugle head, ATE phosphate-treated steel. 3.5mm, 4.2mm and 4.8mm diameter available.
PTF	2	PTF bugle head, phosphate-treated steel. 3.5mm diameter available.
PTCB	3	Collated screws for plasterboard. 3.5mm diameter available.



Scell-it have the 'know-how'.

Our experts at Scell-it can advise and help with any Rivet, Construction Fixing or Setting Tool problem.

Go to our 'Know How' page at : <https://scellit.co.uk/scell-it-uk-know-how/>

or follow Scell-it UK on Facebook: [@scellitUKLtd](https://www.facebook.com/scellitUKLtd).

Wood screws - Essive

CODE	Pic	Description
------	-----	-------------

Wood & Chipboard Screws

TS	1	Countersunk Head - Zinc
----	---	-------------------------

Esdrive Wood Screw

EX136	2	Countersunk Head - Zinc plated
-------	---	--------------------------------

Universal Wood Screws

EX146	3	Countersunk Head - Zinc Plated
EX137	4	Countersunk Head - CorrSeal C4
EX135	5	Countersunk Head - Stainless A2

Wood Frame Screws


EX113	6	Dome Head - CorrSeal C4
EX5511	7	Dome Head - Zinc Plated

Construction Wood Screws

EX5044	8	Coach screw - Hexagon - Hot Dip Galvanised
EX8518121	9	Connect Nail - Zinc plated
EX1026671	10	Connector screw - CorrSeal C4

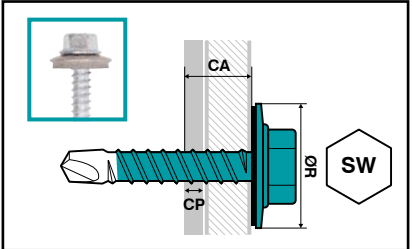


Bi-Metal Self Drilling Screws for Steel



A2 stainless steel Body and head - for long life without corrosion

Hardened steel tip for effortlessly drilling through steel.



CODE	Pic	Steel capacity	Thread Diameter mm	Length mm	Dimensions				
					Head size (SW)	Point Type	STEEL THICKNESS mm(CP)	Max Fixture Thickness mm (CA)	Washer Diameter mm (R)
BMTH63025P2-R16-100		2 x 0.9 mm	6.3	25	8	1	2 X 0.9	-	16
BMTH63035P2-R16-100		2 x 1.2 mm	6.3	35	8	2	2 X 1.2	-	16
BMTH55022P3-R16-100	5	3.0 mm	5.5	22	8	3	1.2 - 3.0	2	16
BMTH55025P3-R16-100			5.5	25	8	3	1.2 - 3.0	7	16
BMTH55032P3-R16-100			5.5	32	8	3	1.2 - 3.0	14	16
BMTH55038P3-R16-100			5.5	38	8	3	1.2 - 3.0	20	16
BMTH55050P3-R16-100			5.5	50	8	3	1.2 - 3.0	32	16
BMTH55022P3-100	1	3.0 mm - no washer	5.5	22	8	3	1.3 - 3.0	2	-
BMTH55025P3-100			5.5	25	8	3	1.3 - 3.0	7	-
BMTH55032P3-100			5.5	32	8	3	1.3 - 3.0	14	-
BMTH55038P3-100			5.5	38	8	3	1.3 - 3.0	20	-
BMTH55050P3-100			5.5	50	8	3	1.3 - 3.0	32	-
BMTH55025P6-R16-100	4	6.0 mm	5.5	25	8	4	2.0 - 6.0	5	16
BMTH55025P6-100		6.0 mm - no washer	5.5	25	8	4	2.0 - 6.0	5	-
BMTH55038P12-R16-100	2	12.5 mm	5.5	38	8	5	4.0 - 12.5	8	16
BMTH55050P12-R16-100			5.5	50	8	5	4.0 - 12.5	20	16
BMTH55038P12-100	3	12.5 mm - no washer	5.5	38	8	5	4.0 - 12.5	8	-
BMTH55050P12-100			5.5	50	8	5	4.0 - 12.5	20	-



TECHNICAL DATA SHEETS
SCCELLIT.CO.UK
AVAILABLE ONLINE

CARRYING CASES

ESSBOX SYSTEM

A STORAGE CASE MADE FOR THE PROFESSIONAL.



With pre-packed boxes for specialist sets.

Essbox is a tough, simple and customizable storage case system designed for the working professional.



Unlike other systems - that have a rigid and fixed layout - the Essbox has a range of unique reusable storage boxes that allow for a wide choice of contents. They are robust, sealed and stay in position using an octagon stud system.

To make kit building simple, there is a wide variety of boxes 'ready packed' with a choice of construction fixings or rivets, in a range of quantities.

This means a refill is always quick and easy – just reload the box!



LOAD



WORK



RELOAD

Whatever the profession


The Essbox is adaptable to suit the requirements of all trades including :

- plumbers
- carpenters
- electricians
- plasterers
- construction workers



The Essbox benefits!

- **Tough & waterproof**
The Essbox case is built to take the knocks and scrapes of on-site working - in all weathers
- **Stackable**
Easy stacking means easy storage of cases, with no tipping over. The boxes can also be stacked to avoid spills.
- **Stable**
Inside the case - unique 'octagon stud' boxes remain in place and sealed - keeping the contents protected and organized – even after the case has a hard drop or fall!
- **Customisable**
Unique range of 'pre-packed' boxes allow for freedom to choose the contents you want - making building a kit easy, and tailored to your working needs.
- **Refillable**
Quick and easy refill by reloading with 'pre-packed' boxes.
- **Store easily**
Unique stacking system available for inside vans allows for all round organisation.



How to build your ESSBOX[®] kit

Essbox uses a unique and simple box storage system that allows for a complete choice of what you need - where you need it.

How to make your kit.

1. Choose the pre-packed boxes you need.


The boxes are available in a range of sizes from 1 stud to 12 studs and each box is identified by a number that corresponds to its size. This number is used to identify the number of studs occupied by a box in the case.



2. Add up the total stud value of the boxes to a maximum of:
54 studs for the 'Mini' size case
 or **88 studs** for the 'Original' size case.



3. Packing the case by starting with the largest box and working down to the smallest.



Scell-It UK Technical Helpline



For Help, Advice And Technical Information
 Call Our Helplines Or Email Sales@Scellit.Co.Uk

Our technical experts have years of experience in the construction industry. Whether your enquiry relates to product specifications, setting tool operation or installation instructions; we are happy to help.



For Rivets, Rivnuts And Setting Tools.

Call 01785 246539



For Construction Fixings.

Call 0330 010 1650

Scell-It UK Quality Testing

Scell-It UK In-House Testing

To ensure the quality of Scell-it products we use the latest technology to test our products. From our E-005 battery powered setting tool to the smallest ASD rivet - tests are performed to ensure the high quality of Scell-it products and to ensure they are up to standard and up to the job.

Construction fixings

Whether fixings are approved or non-approved - random samples are taken across the range and are rigorously tested in the environments they will be used. Substrates used in this process cover materials such as concrete, steel, plasterboard and brick.

Expansion Anchors together with Chemical Anchors are load tested using the very latest Digital pull-test equipment. This equipment has the facility to indicate via onboard graphics early signs of load displacement. Full and inclusive digital reports are self-generated when used with the associated App.



SCCELL-IT UK PRODUCT RANGE



**Scell-it UK Ltd,
Unit 7, Beacon Business Park,
Weston Road, Stafford ST18 0DG, UK.**

email: sales@scellit.co.uk Main Office: 01785 246539 Technical Helpline: 0330 010 1650

Company reg. no. 714 5148 VAT no. 988 5914 43