

# SCCELL-IT UK GENERAL CATALOGUE

RIVETS & RIVET NUTS • SETTING TOOLS • CONSTRUCTION FIXINGS  
SCREWS • STORAGE CASES





**Scell-it UK Ltd** (pronounced ‘sell it’) are suppliers of an extensive range of quality Construction Fixings, Rivets, Rivet nuts, Screws, Storage Cases and Setting Tools at competitive prices to the building trade & distributor market.

We are a small company with big ideas. Unlike most wholesalers and manufacturers, we have kept our company compact and streamlined. This, of course, means we have low overheads and big savings that are passed on to you. That’s why our prices are always unbeatably low.

Don’t be fooled by our size though - we have vast resources in Europe - providing stock, years of technical knowledge and constant new design innovation. That’s why our range of products is big and contain some of the most up-to-date items you can offer to your customers.

And all our staff are highly experienced and ready to help. They all have many years of experience in the trade and will advise and answer any of your customers’ questions or problems.

Contact us to place a next day order or to discuss any further details.



Member of



## Using the Scell-it UK online General Catalogue

Choose the item category from the Content pages.  
Click on the required product category to go to that section.

**STANDARD RIVETS - Standard**

Code	Pic no.	Head Design	Material	Diameters
			Body	Mandrell
ASD	1	Dome	Aluminium	Steel
ASK	2	Countersunk	Aluminium	Steel
ASL	3	Large	Aluminium	Steel
ASX	4	Extra Large	Aluminium	Steel

For online datasheets click on the product code.



<b>RIVETS AND RIVET NUTS.....</b>	<b>4</b>
Rivet Guides.....	6
STANDARD RIVET RANGE .....	9
STRUCTURAL RIVET RANGE .....	13
RIVET NUT RANGE .....	15

<b>SETTING TOOLS.....</b>	<b>18</b>
Choosing the right type of tool .....	20
Rivet Setting Tools .....	22
Rivet nut Setting Tools .....	26
Resin Injection Guns .....	30
Hollow Wall Anchor Setting Tools .....	32
Nose Assemblies .....	34
Miscellaneous Tools and Accessories.....	35

<b>CONSTRUCTION FIXINGS.....</b>	<b>36</b>
Heavy Duty Fixings .....	38
Medium/Light Duty Anchors.....	40
Chemical Anchors.....	42
Chemical Resins .....	43
Nylon & Cavity Fixings.....	44
Chisels & Drill Bits.....	47

<b>SCREWS .....</b>	<b>48</b>
Sheet metal drill screws .....	50
Plasterboard Screws.....	52
Wood Screws - Essive .....	53
BI METAL SDS for STEEL .....	54

<b>CONTENTS - STORAGE CASES .....</b>	<b>55</b>
ESSBOX SYSTEM .....	55

Technical Helplines.....	59
Pull Testing Page .....	59
Terms and Conditions .....	59






# RIVET RANGE


STANDARD RIVETS • STRUTURAL RIVETS • RIVET NUTS




## RIVETS AND RIVET NUTS CONTENTS

Standard Rivet Guide.....	6
Structural Rivet Guide .....	7
Rivet nut Guide .....	8

 <b>STANDARD RIVET RANGE</b>	
Standard .....	9
Peeled.....	10
Grooved.....	10
Hammerdrive .....	10
Sealed .....	11
Triform.....	11
Multigrip .....	12

 <b>STRUCTURAL RIVET RANGE</b>	
Superiv .....	13
Hyperiv .....	13
T-Lock .....	13
Hyperbolt.....	14
Multigrip pin.....	14
Tainerbolt FT .....	14

 <b>RIVET NUT RANGE</b>	
Knurled .....	15
Full Hex.....	16
Semi Hex .....	16
Plain .....	17
Slotted .....	17
Rlv Stud.....	17
Rubber Nut .....	17

Click on the required product category to go to that section.

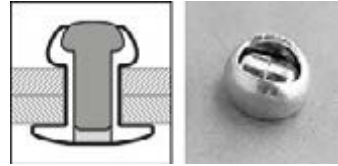




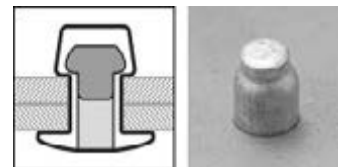
## STANDARD RIVETS GUIDE

Scell-it® UK offers the complete range of rivets. These are multiple solutions that can be used on different materials (aluminium, Steel, Stainless steel etc.)


**STANDARD** When setting a standard rivet the mandrel is pulled which causes the head to deform and form a bulb behind the assembled pieces.



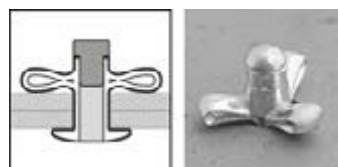
**SEALED** The head of the mandrel is retained inside the rivet body. The body expands to fill the hole enabling it to withstand pressures up to 35 bar. This allows it to be gas and water tight.



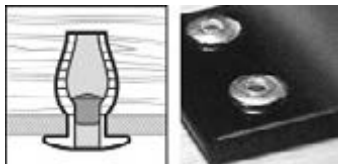
**MLTIGRIP** A multigrip rivet forms a double bulb when the mandrel is snapped. The mandrel head remains at the bottom of the rivet enabling a larger clamping capacity. It is suitable for softer materials and is also termed as anti-vibration and weather proof.



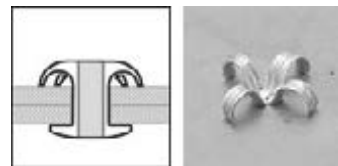
**TRIFORM** The triform rivet is constructed to split into 3 parts during setting – preventing the material from being damaged. Ideal for plastic and soft materials.



**GROOVED** The grooved body enables the rivet to hook on to the interior surfaces of the assembled pieces. The grooved rivets provide a strong connection into dense materials like wood and plastics.



**PEELED** When set – the peeled rivet splits into 4 'petals' which clamp the material and spreads the load over a wide area. Ideal for soft or thin material.



**HAMMERDRIVE** When installed with a hammer the mandrel passes through the body of the rivet which splits into 4 pieces. Various combinations of material can be set (wood, plastic, concrete, metal etc.) into a through hole or blind hole.



### Applications



### Materials

#### ALUMINIUM

The most economical material. Easy to set with minimum of tool requirements. Our standard grade is 3.5mg.



#### STEEL

Used for the best technical performance in non-corrosive environments.



#### STAINLESS STEEL

Grade A2 or A4. Choose the corrosion resistance that best suits your application with Scell-it stainless steel.



### Type of head



#### DOME

The most common rivet head type. Suitable for most situations.



#### LARGE

The "large" head reinforces the application hole and allows the assembly of soft components such as plastic and wood on metal. It distributes the force over a larger surface.



#### COUNTERSUNK

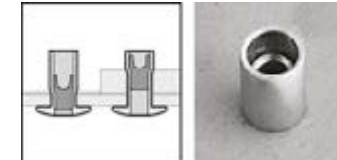
The "countersunk" head offers an optimal, concealed surface finish and perfect aerodynamics without any air resistance. Allows riveting of a bigger thickness.

## STRUCTURAL RIVETS GUIDE

The Structural Rivet is used for heavy assembly with high mechanical stresses and offers maximum security and performance. The Scell-it Structural Rivet range has a wide variety of shapes and materials for every situation.


### SUPERIV

This structural rivet is used for heavy assembly with high mechanical stresses. It offers maximum security and performance with vibration and weather proof features.



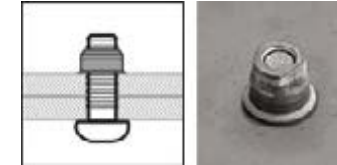
### T-LOCK

The T-Lock rivet opens into 3 parts during setting. This enables the fixing of profiles on composite materials. The head of the mandrel is locked inside the rivet which increases its large shear resistance.



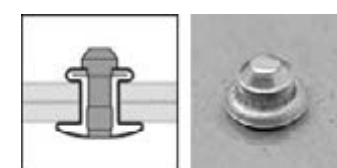
### MULTIGRIP PIN

This lock bolt has a large lockable thickness, ensures high resistance to loads and vibrations and quick installation. Available in a wide range of sizes and types.



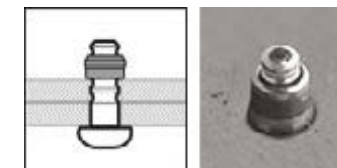
### HYPERIV

The Hyperiv rivet has a double locking mandrel. When the rivet is set it forms a large blind side bulb behind the assembled piece without causing damage.



### HYPERBOLT

The breakaway bolt is a two-component fixing system (bolt + collar) that ensures high resistance to loads and vibrations and quick installation. Available in a wide range of sizes and types.



### Applications



### Materials

#### ALUMINIUM

The most economical material. Easy to set with minimum of tool requirements.



#### STEEL

Used for the best technical performance in non-corrosive environments.



#### STAINLESS STEEL

Grade A2 or A4. Choose the corrosion resistance that best suits your application with Scell-it stainless steel.



### Type of head




#### DOME

The most common rivet head type. Suitable for most situations.



#### COUNTERSUNK

The "countersunk" head offers an optimal, concealed surface finish and perfect aerodynamics without any air resistance.



#### BRAZIER

Suits most applications and is useful on thinner material.



## RIVET NUTS GUIDE

Also known as blind rivet nuts or Threaded inserts. The knurled 'anti-rotation' insert is produced by cold forged machines. Easy to insert and can guarantee a perfect resistance to pulling out and vibration. The Stainless Steel version is even more efficient.

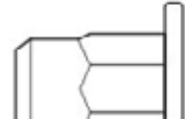
### KNURLED

Easy installation, simple drilling and no rotation during the setting. For soft material such as aluminium.



### SEMI HEX

Requires hexagonal punching for installation. Better torque-to-turn than plain body.



### PLAIN

Simple installation, serration free and the most economical.



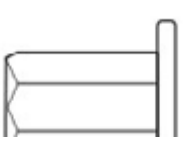
### SLOTTED

Designed for soft materials such as plastics.



### FULL HEX

Requires hexagonal punching for installation. Better torque-to-turn than plain body.



#### RUBBER BLIND NUT

Similar to a blind nut, the rubber nut offers optimum protection against vibrations, rust and electric currents.



#### OPEN AND CLOSED END

The inserts can also be made blind to prevent the infiltration of liquids, grease, dirt and any other fluid inside the threaded part.



#### Type of head



##### FLAT

The "domed" head is the most common and widespread type. It is suitable for multiple applications.



##### EXTRA LARGE

Allows larger flexibility in drilling and reinforces the hole.



##### COUNTERSUNK

Requires good precise drilling. The countersunk head offers a perfect flush finish and no space between the assembled parts.



##### REDUCED

Requires accurate drilling. The reduced head offers a perfect flush finish and no space between the assembled parts.

### Applications



### Materials

#### ALUMINIUM

The most economical material. Easy to set with minimum of tool requirements.



#### STEEL

Used for the best technical performance in non-corrosive environments.



#### STAINLESS STEEL

Grade A2 or A4. Choose the corrosion resistance that best suits your application with Scell-it stainless steel.



## STANDARD RIVETS - Standard



Code	Pic no.	Head Design	Material		Diameters available (mm)							Max. Assembly thickness
			Body	Mandrell	2.4	3.0	3.2	4.0	4.8	6.0	6.4	
ASD	1	Dome	Aluminium	Steel								75.0 mm
ASK	2	Countersunk	Aluminium	Steel								30.0 mm
ASL	3	Large	Aluminium	Steel								35.0 mm
ASX	4	Extra Large	Aluminium	Steel								30.0 mm
AWD	5	Dome	Aluminium	Steel								21.0 mm
ABD	6	Dome	Aluminium	Steel								21.0 mm
SD	7	Dome	Steel	Steel								25.0 mm
SL	8	Large	Steel	Steel								19.5 mm
SK	9	Countersunk	Steel	Steel								15.5 mm
SX	10	Extra Large	Steel	Steel								20.0 mm
BTD	11	Dome	SS A2	SS A2								25.0 mm
BND	12	Dome	SS A4	SS A4								19.0 mm
BTK	13	Countersunk	SS A2	SS A2								20.0 mm
BTX	14	Extra Large	SS A2	SS A2								18.5 mm
AND	15	Dome	Aluminium	SS A2								16.5 mm
HD	16	Dome	Aluminium	Aluminium								25.0 mm
ANL	17	Large	Aluminium	SS A2					4.8/5.0			12.0 mm
MS	18	Dome	Monel 400	Carbon Steel								19.0 mm






STANDARD RIVETS - Peeled




Code	Pic no.	Head Design	Material		Diameters available (mm)							Max. Assembly thickness
			Body	Mandrell	2.4	3.0	3.2	4.0	4.8	6.0	6.4	
PAD	1	Dome	Aluminium	Steel								34.0 mm
PWD	2	Dome	Aluminium	Steel								15.0 mm
PAL	3	Large	Aluminium	Steel								24.0 mm
PTD	4	Dome	SS A2	SS A2								11.0 mm

STANDARD RIVETS - Grooved

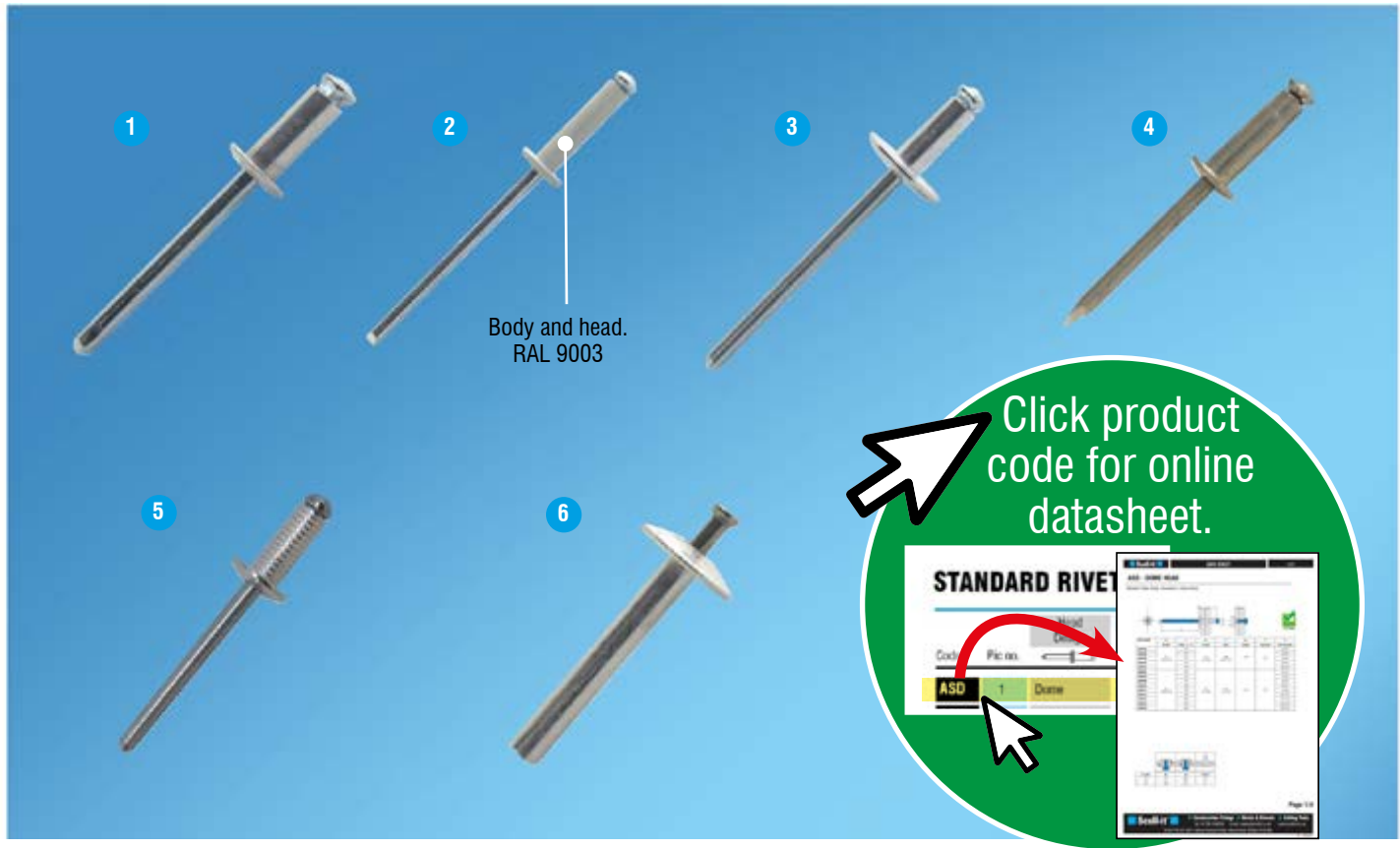


Code	Pic no.	Head Design	Material		Diameters available (mm)							Max. Assembly thickness
			Body	Mandrell	2.4	3.0	3.2	4.0	4.8	6.0	6.4	
GD	5	Dome	Aluminium	Steel								12.0 mm


STANDARD RIVETS - Hammerdrive



Code	Pic no.	Head Design	Material		Diameters available (mm)							Max. Assembly thickness
			Body	Mandrell	2.4	3.0	3.2	4.0	4.8	6.0	6.4	
DNX	6	Extra Large	Aluminium	SS A2								36.0 mm

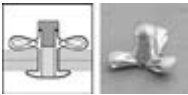


STANDARD RIVETS - Sealed




Code	Pic no.	Head Design	Material		Diameters available (mm)							Max. Assembly thickness
			Body	Mandrell	2.4	3.0	3.2	4.0	4.8	6.0	6.4	
WAD	1	Dome	Aluminium	Steel								20.0 mm
WAK	2	Countersunk	Aluminium	Steel								14.0 mm
WAL	3	Large	Aluminium	Steel								13.0 mm
WSD	4	Dome	Steel	Steel								10.5 mm
WTD	5	Dome	SS A2	SS A2								14.0 mm
W4D	6	Dome	SS A4	SS A4								6.5 mm
WND	7	Dome	Aluminium	SS A2								16.0 mm
WHD	8	Dome	Aluminium	Aluminium								13.0 mm

STANDARD RIVETS - Triform




Code	Pic no.	Head Design	Material		Diameters available (mm)							Max. Assembly thickness
			Body	Mandrell	3.0	3.2	4.0	4.8	5.2	6.3	7.8	
ED	9	Dome	Aluminium	Aluminium								12.0 mm
WED	10	Dome	Aluminium	Aluminium								15.9 mm
WESD	11	Dome	Steel	Steel								9.5 mm





STANDARD RIVETS - Multigrip



Code	Pic no.	Head Design	Material		Diameters available (mm)							Max. Assembly thickness
			Body	Mandrell	2.4	3.0	3.2	4.0	4.8	6.0	6.4	
UD	1	Dome	Aluminium	Steel								20.0 mm
UK	2	Countersunk	Aluminium	Steel								12.0 mm
UX	3	Extra Large	Aluminium	Steel								21.0 mm
UD-R	4	Dome	Aluminium	Steel								10.5 mm
SFD	5	Dome	Steel	Steel								12.5 mm
UTD	6	Dome	SS A2	SS A2								12.5 mm
UND	7	Dome	SS A2	Aluminium								19.8 mm

Available in a range of RAL colours.

RAL palette of our multi-grip rivet range:

RAL1002	RAL1013	RAL1015	RAL1018	RAL1028	RAL3020	RAL5003	RAL5008	RAL5015	RAL5020
RAL5024	RAL6002	RAL6003	RAL6033	RAL6038	RAL7000	RAL7002	RAL7005	RAL7010	RAL7032
RAL7035	RAL7038	RAL8004	RAL8014	RAL9002	RAL9005	RAL9010	RAL9002	RAL7012	RAL7015
RAL7024	RAL7037	RAL9005	RAL9006	RAL9007	RAL9016				
12B17	12B21	12B27	12B29	18B17	18B53				

STANDARD RIVETS - Specials

Code	Pic no.	Head Design	Material		Diameters available (mm)						Max. Assembly thickness
			Body	Mandrell	3.0	3.2	4.0	4.8	6.0	6.4	
MASSX1	8	Dome	Copper Steel	Copper							1.5 mm
MASSX2	9	Dome	Copper Steel	Copper							1.5 mm
MASSX4	10	Dome	Copper Steel	Copper							1.5 mm



STRUCTURAL RIVETS - Superiv



Code	Pic no.	Head Design	Material		Diameters available (mm)							Max. Assembly thickness
			Body	Mandrell	3.2	4.0	4.8	6.0	6.4	7.8	10.0	
SPSD	1	Dome	Steel	Steel								15.9 mm
SPSK	2	Countersunk	Steel	Steel								12.0 mm
SPTD	3	Dome	SS A2	SS A2								15.9 mm
SPTK	4	Countersunk	SS A2	SS A2								17.5 mm
SPHD	5	Dome	Aluminium	Aluminium								11.1 mm
SPHK	6	Countersunk	Aluminium	Aluminium								17.5 mm
SP4D	7	Dome	SS A4	SS A4								15.9 mm

STRUCTURAL RIVETS - Hyperiv



Code	Pic no.	Head Design	Material		Diameters available (mm)							Max. Assembly thickness
			Body	Mandrell	3.2	4.0	4.8	6.0	6.4	7.8	10.0	
HPSD	8	Dome	Steel	Steel								16.0 mm
HPSK	9	Countersunk	Steel	Steel								13.8 mm
HPTD	10	Dome	SS	SS								14.0 mm
HPHD	11	Dome	Aluminium	Aluminium								12.8 mm

STRUCTURAL RIVETS - T-Lock



Code	Pic no.	Head Design	Material		Diameters available (mm)					Max. Assembly thickness
			Body	Mandrell	4.0	4.8	6.4	8.0	9.6	
TLPD	12	Dome	Aluminium	Steel						16.0 mm





PIN & COLLAR

Hyperbolt

		Head Design		PIN		Diameters available (mm)						Max. Assembly range
Code	Pic no.					4.0	4.8	6.4	8.0	9.6		
HBSD	1	Dome	Steel	Steel								19.05 mm
HBHD	2	Dome	Aluminium	Aluminium								7.9 mm

Multigrip Pin

		Head Design		PIN		Diameters available (mm)						Max. Assembly range
Code	Pic no.					4.0	4.8	6.4	8.0	9.6		
SBSD	3	Dome	Aluminium									31.75 mm
SBHD	4	Dome	Aluminium									15.88 mm

Tainerbolt FT

		Head Design		PIN		Diameters available (mm)							Max. Assembly range
Code	Pic no.					4.0	4.8	5.48	6.4	.4	8.0	9.6	
FT	5	Dome	White zinc plated steel										33.3 mm



RIVET NUTS - Knurled

						Diameters available								Max. material thickness
Code	Pic no.	Head design	Material	M3	M4	M5	M6	M8	M10	M12				
TCD	1	Flat	Steel & Zinc plated											11.0 mm
TCR	2	Reduced	Steel & Zinc plated											6.0 mm
TCK	3	Countersunk	Steel & Zinc plated											7.5 mm
TCBD	4	Flat	Steel & Zinc plated											3.0 mm
TCRB	5	Reduced	Steel & Zinc plated											3.0 mm
TCKB	6	Countersunk	Steel											4.5 mm
EAD	7	Flat	Aluminium											6.0 mm
EAR	8	Reduced	Aluminium											2.5 mm
EAK	9	Countersunk	Aluminium											4.5mm
END	10	Flat	Stainless Steel A2/A4	A2	A2/A4	A2/A4	A2/A4	A2/A4	A2	A2				A2:6mm/A4:3mm
ENR	11	Reduced	Stainless Steel A2/A4		A2/A4	A2/A4	A2/A4	A2/A4	A2	A2				A2:6mm/A4:3mm
ENK	12	Countersunk	Stainless Steel A2											4.5 mm
ENDB	13	Flat	Stainless Steel A2											3.0 mm
ENRB	14	Reduced	Stainless Steel A2											3.5 mm
TCRI-S	15	Reduced	Steel & Zinc plated											3.0 mm
ENRI	16	Reduced	Stainless Steel A2											3.0 mm
AKS4	17	Reduced	Steel & Zinc plated											7.9 mm
ALS4	18	Flange	Steel & Zinc plated											7.9 mm
ENKB	19	Countersunk	Stainless Steel A2											4.5 mm





# RIVET NUTS - Full Hex

Code	Pic no.	Head design	Material	Diameters available							Max. material thickness
				M3	M4	M5	M6	M8	M10	M12	
HCD	1	Flat	Steel								6.0 mm
HCR	2	Reduced	Steel								6.0 mm
HCDB	3	Flat	Steel								4.0 mm
HCRB	4	Reduced	Steel								4.0 mm

# RIVET NUTS - Semi Hex

Code	Pic no.	Head design	Material	Diameters available							Max. material thickness
				M3	M4	M5	M6	M8	M10	M12	
HND	5	Flat	Stainless Steel A2								4.0 mm
HNR	6	Reduced	Stainless Steel A2								4.0 mm
HHCD	7	Flat	Steel & zinc plated								5.0 mm
HHCR	8	Reduced	Steel & zinc plated								4.0 mm
HHCRB	9	Reduced	Steel & zinc plated								4.0 mm
FTRE	10	Reduced	Steel & zinc plated								3.5 mm
HHCDB	11	Closed	Steel & zinc plated								4.0 mm
HNRB	12	Closed	Stainless Steel A2								4.0 mm



# RIVET NUTS - Plain

Code	Pic no.	Head design	Material	Diameters available							Max. material thickness
				M3	M4	M5	M6	M8	M10	M12	
TCD-P	1	Flat	Steel & Zinc plated								3.0 mm
TCR-P	2	Reduced	Steel & Zinc plated								4.0 mm
TCK-P	3	Countersunk	Steel & Zinc plated								4.5 mm
TCRI-P	4	Reduced	Steel & Zinc plated								3.0 mm

# RIVET NUTS - Slotted

Code	Pic no.	Head design	Material	Diameters available							Max. material thickness
				M3	M4	M5	M6	M8	M10	M12	
UCD	5	Flat	Steel & Zinc plated								7.1 mm
SPYDER XS	6	Flat	Steel & Zinc plated								4.75 mm

# RIVET NUTS - Riv Stud

Code	Pic no.	Head design	Material	Diameters available							Max. material thickness
				M3	M4	M5	M6	M8	M10	M12	
GCD	7	Flat	Steel & Zinc plated								5.0 mm

# RIVET NUTS - Rubber nut with brass insert

Code	Pic no.	Head design	Material	Diameters available							Max. material thickness
				M3	M4	M5	M6	M8	M10	M12	
RN	8	Cylindrical	Rubber / brass								56.0 mm





# SETTING TOOL RANGE

SETTING TOOLS FOR RIVETS, RIVET NUTS AND CONSTRUCTION FIXINGS



## CONTENTS - SETTING TOOLS

Choosing the right type of tool.....20



### Rivet Setting Tools

Hand Tools..... 22

2 Handed Tools ..... 23

Pneumatic tools ..... 24

Battery Tools..... 25



### Rivet nut Setting Tools

Hand Tools..... 26

2 Handed Tools ..... 27

Pneumatic tools ..... 28

Battery Tools..... 29



### Resin Injection Guns

Hand Tools..... 30

Battery tools ..... 31



### Hollow Wall Anchor Setting Tools


Hand Tools..... 32

Battery tools ..... 33

Nose Assemblies ..... 34

Miscellaneous Tools and Accessories..... 35

Click on the required product category to go to that section.





# Choosing the right type of tool

## Rivet and Rivet nut Setting Tools

When choosing the right setting tool - first select the type of setting tool you need.

### Hand tools



Hand tools have a simple lever and squeeze technique using two handles which are squeezed together like a pair of pliers. Pulling power is equal to how hard manual pressure is applied.

- Good for small jobs and repair work in which more precision is required.
- Usually the cheapest option.
- Takes manual pressure to set rivets so multiple settings in a short amount of time can be tiring to use.



### 2 Handed tools



Two handed, or lever riveters, have two long arms that are squeezed together giving more leverage than 1 handed tools. An alternative design is the concertina or lazy tong riveter which allows even more power.

- More setting power than 1 handed tools with a wider range of rivet sizes.
- Longer arms gives more power for less effort.
- Can be used for heavy duty applications.
- Many come with a collection bottle that catches the snapped mandrels after installation.



### Pneumatic tools



Pneumatic tools use a trigger to deliver compressed air to set a rivet quickly into place. They require a hosed connection to the generator providing the compressed air.

- Good for heavy duty applications such as assembly lines and repair shops.
- Fast and consistent setting action. Less margin of error than a manual tool.
- No recharge power source needed.
- Many come with a collection bottle that catches the snapped mandrels after installation.
- Can be cumbersome and have limited range of work area due to length of air hose.



### Battery tools



Battery tools are powered by a rechargeable battery and use electric powered motors to insert the rivet with a squeeze of the trigger.

- As powerful as pneumatic tools.
- Ideal for site jobs and tight work areas.
- Lightweight and portable.
- Many come with a collection bottle that catches the snapped mandrels after installation.
- Not suitable for delicate applications.



#### Also consider:

When a suitable type of tool is chosen - next to consider is whether it can accommodate the type of rivets you will be setting.

Check the tool technical specification for stroke length (to match length of rivet) and available nose assemblies (to match body diameter of rivet).

Finally, you may need to consider pull force required, weight, ease of use, length of charge for battery tools and cycle time between rivets for power tools.

## Resin Guns



### Hand tools



Hand tools have a simple lever and squeeze technique using two handles which are squeezed together like a pair of pliers.

- Good for small jobs in which more precision is required.
- Takes manual pressure to push out resin so multiple settings in a short amount of time can be tiring.



### Battery tools



Battery powered injection guns enhance power and ensure a smooth and controlled setting. Many have anti-drip systems and variable speeds.

- Good for small jobs in which more precision is required.
- Takes manual pressure to push out resin so multiple settings in a short amount of time can be tiring.



**Also consider:** - Check tool technical specification for resin types, cartridge size, battery life and weight.

## Hollow wall anchor setting tools



### Hand tools



Hand tools have a simple lever and squeeze technique using two handles which are squeezed together like a pair of pliers.

- Good for small jobs and repair work in which more precision is required.
- Great for setting in tight or confined spaces
- Takes manual pressure to set rivets so not suitable for multiple settings in a short amount of time.



### Battery tools



The E007 and E007T are the only battery powered setting tools on the market and are exclusive to Scell-it. Winner of Torque magazine Innovative tool award in 2020, the E007 can set Hollow Wall Anchors quick and easily.

- Great for quick, easy and consistent setting of hollow wall anchors.
- Part of the cost effective E00 range.



**Also consider:** - Tool technical specification for stroke length (to match length of rivet).

## Key to guide/icons



The Scell-it **ESSENTIAL** range is our value for money tool range providing a great tool at an economical price.



Our **INNOVATION** tool range are tools that are designed and engineered by Scell-it to be easy to use and are unique to the tool market.



Our **PREMIER** range are the best tools we make with outstanding quality and design to provide the best quality tool you will find on the market.



SETTING TOOLS - RIVETS

Hand tools



















Pic no.	Code	Rivet Setting Range (mm)						Weight	Description
1	C-500RH	2.4	3.0	3.2	4.0	4.8	5.0	550g	DIY grade tool. All steel construction.
2	E-500RH		3.0	3.2	4.0	4.8	5.0	700g	Industrial hand pliers. Spare set of jaws contained within tool body.
3	E-500RH-R		3.0	3.2	4.0	4.8		700g	Industrial hand pliers with sprung handles for ease of use. Spare set of jaws contained within tool body.
4	E0	2.4	3.0	3.2	4.0	4.8	5.0	600g	Premium quality robust production tool with extended nose for hard to reach areas.
5	R100P	2.4	3.0	3.2	4.0	4.8	5.0	900g	360 degree swivel head for awkward, hard to reach areas. Sprung handles for ease of use.
6	R-100	2.4	3.0	3.2	4.0	4.8	5.0	460g	Innovative and ergonomic tool with curved handles & geared transmission for comfort during prolonged use.
7	MULTI-100	2.4	3.0	3.2	4.0	4.8	5.0	540g	2 in 1 robust and unique rivet and rivet nut setting tool. Quick & easy conversion from one to another.



SETTING TOOLS - RIVETS

2 Handed tools



Pic no.	Code		Rivet Setting Range (mm)							Weight	Description
1	E-640RV			3.0	3.2	4.0	4.8	5.0	6.4	1.4 kg	Our original lever tool with long arms that help to set larger rivets with more ease.
2	E-640RX			3.0	3.2	4.0	4.8	5.0	6.4	2.8 kg	Long extension lazy tong which helps to set the rivet in one movement.
3	E1			3.0	3.2	4.0	4.8	5.0		1.3 kg	Geared transmission to help easily set larger diameter rivets and requires less force to use. Short arms allowing for easy storage.
4	E2						4.8	5.0	6.4	1.5 kg	Geared transmission - essential when setting structural rivets. Perfect hand tool for setting high strength rivets. Supplied with array of nose pieces.
5	R200		2.4	3.0	3.2	4.0	4.8	5.0		1.09 kg	Part of the new generation of setting tools with geared transmission and short arms allowing for easy storage.
6	R300*			3.0	3.2	4.0	4.8	5.0	6.4	1.2 kg	Latest of the new generation of setting tools with X-Force geared transmission.



\* Available in kit form as R300-S which includes:

- Metal carry case.
- Rivets:
  - 4.0x8.0mm x 40
  - 4.0x14.0mm x 30
  - 4.8x10.0mm x 25
  - 4.8x14.0mm x 25
  - 6.0x12.0mm x 15
  - 6.4x15.0mm x 15



SETTING TOOLS - RIVETS

Pneumatic tools



Pic no.	Code	Rivet Setting Range (mm)						Weight	Power	Description
1	E-500RP	3.0	3.2	4.0	4.8	5.0		1.4 kg	10.3 - 14.4 kN	Lightweight, light industrial air tool with vacuum extraction, 3.0-5.0 rivets in all materials.
2	E-640RP			4.0	4.8	5.0	6.4	1.8 kg	14.6 - 20.4 kN	Lightweight and robust air riveter for larger diameter rivets 4.0-6.4, complete with vacuum extraction.
3	E-649RP				4.8	5.0	6.4	1.8 kg	14.2 - 19.9 kN	Heavy-duty air riveter for structural rivets incl. Superiv & Hyperiv. With all nose pieces for all brands of structural rivets & vacuum extraction.
4	E-500RA	3.0	3.2	4.0	4.8	5.0		1.25 kg	7.3 kN	Heavy-duty air riveter with Vacuum extraction and unique 360-degree air inlet rotation so that the airline is never in you way.
5	E-649RA				4.8	5.0	6.4	1.95 kg	14.5 kN	Heavy-duty air riveter for larger sized rivets 4.8-6.4. Also has the unique air inlet and vacuum extractions.
6	PR500	3.0	3.2	4.0	4.8	5.0		1.3 kg	7.4 kN	Basic light industrial tool for occasional use.
7	PR500A	3.0	3.2	4.0	4.8	5.0		1.42 kg	10.3 kN	Light industrial tool with vacuum suction.
8	E100PC	7.9mm - 9.5mm (5/16" - 3/8")						5.10 kg	42.8 kN	'Pin and collar' powerful setting tool.
9	E640PC	4.8mm - 6.4mm (3/16" - 1/4")						2.90 kg	39.2 kN	'Pin and collar' light & portable setting tool.



SETTING TOOLS - RIVETS

Battery Tools



Pic no.	Code	Rivet Type	Rivet Setting Range (mm)								Weight	Description
1	E5	STANDARD RIVETS	2.4	3.0	3.2	4.0	4.8	5.0			2.15 kg	12 kN power. Robust power tool for setting a wide range of standard rivets from 2.4 to 5.0.
2	E6	STANDARD/STRUCTURAL RIVETS					4.8	5.0	6.4		2.15 kg	With 15 kN of power the E6 sets standard and structural rivets quick and easy in all materials.
3	E7	STRUCTURAL HYPERBOLT SUPERBOLT					4.8	5.0	6.4		2.26 kg	Extra powerful 23 kN power tool for setting standard and multigrip pins and collars 3/16 and 1/4.
4	E-T	TRIFORM RIVETS						5.2	6.4	7.7	2.15 kg	12 kN power for setting 5.2 -7.7 bulbrites. All nose pieces included.
5	E-005	STANDARD RIVETS	2.4	3.0	3.2	4.0	4.8				1.33 kg	



Element One battery

Rechargeable in just 30 minutes, the 18 V – 2.0 Ah battery is compatible with the rest of the Scell-it ELEMENT battery tools range, allowing a lower cost for a wider range of tools.



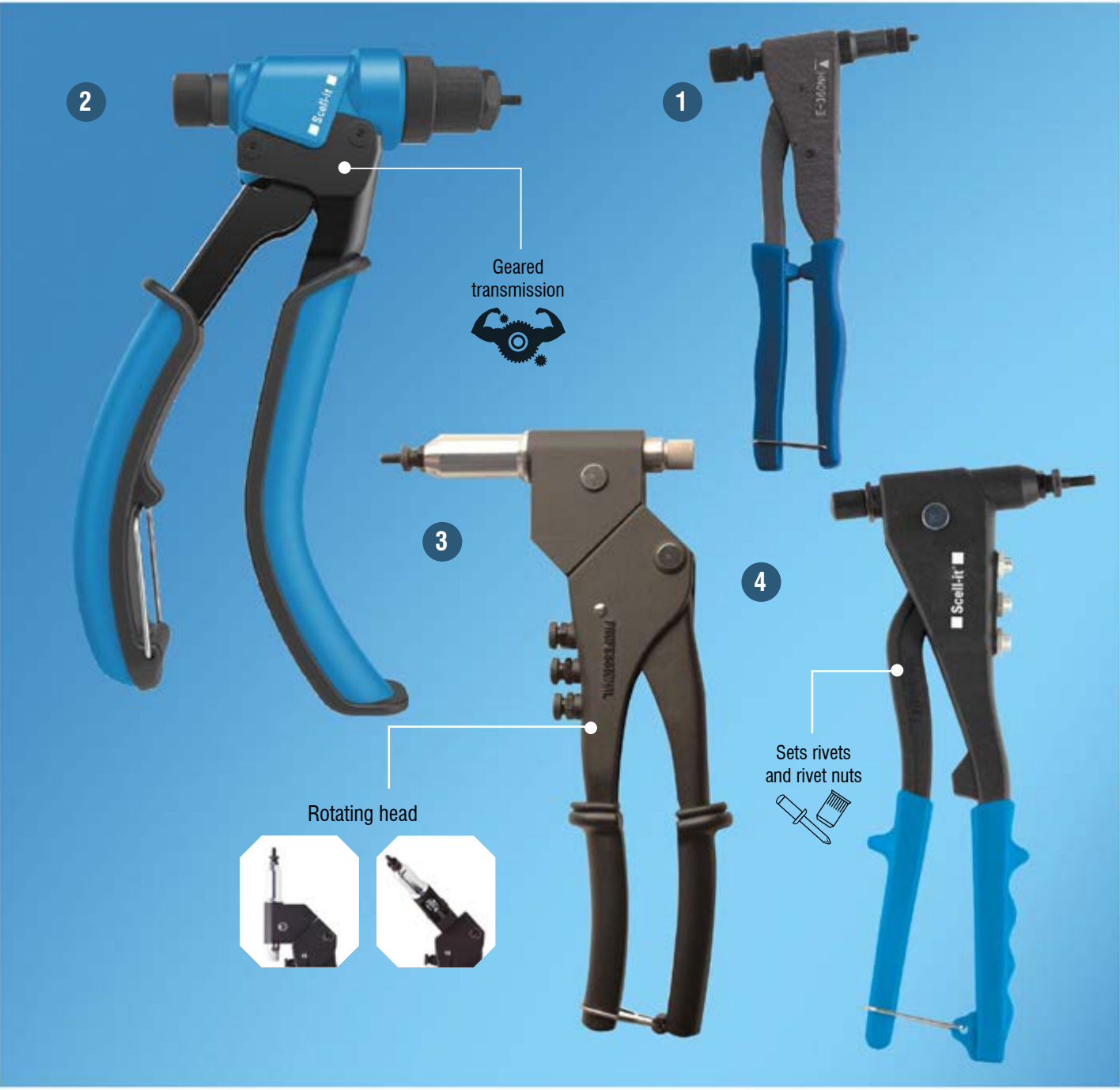


SETTING TOOLS - RIVET NUTS

Hand tools





























Pic no.	Code	Rivet nut Setting Range					Weight	Description
1	E-360NH	ESSENTIAL	M3	M4	M5	M6	800 g	Light weight single hand rivetnut plier for M3-M6 rivetnuts. Also available in a kit with rivetnuts.
2	N100	INNOVATION	M3	M4	M5	M6	460 g	New generation of the Element brand with Ergonomic handles and geared transmission for easier setting of rivetnuts M3-M6. Robust and Lightweight at just 460g.
3	N100P		M3	M4	M5	M6	900 g	Unique swivel head for those hard to reach places. Sets rivetnuts M3-M6.
4	MULTI-100	INNOVATION	M3	M4	M5	M6	540g	2 in 1 robust and unique rivet and rivet nut setting tool. Quick & easy conversion from one to another.



SETTING TOOLS - RIVET NUTS

2 Handed tools



Pic no.	Code		Rivet nut Setting Range							Weight	Description
1	E-410NV*			M4	M5	M6	M8	M10		2.0 kg	Heavy-duty lever tool. The rivetnuts can be manually wound on and off, and the tool has long arms to help to generate power.
2	E-410NV-T*			M4	M5	M6	M8	M10		2.2 kg	Same as E-410NV but has a spiral shaft to quickly wind the rivetnut on and off. Popular as a kit with rivetnuts M4-M10.
3	E-612NH				M5	M6	M8	M10	M12	1.1 kg	Compact ratchet tool for hard to reach areas. Easy to use and robust. Available in kit that contains M6-M12 flanged rivetnuts.
4	E3			M4	M5	M6	M8			1.5 kg	New generation of geared rivetnut tools. 50% less effort needed to set the rivetnuts. Premium range lever tool.
5	E4					M6	M8	M10	M12	1.8 kg	New generation geared rivetnut tool helps to set M12 with ease. Premium range tool.
6	N200		M3	M4	M5	M6	M8			1.34 kg	Professional and practical pliers for setting nuts with geared transmission for 3x less effort.
7	N300**			M4	M5	M6	M8	M10		1.4 kg	Latest pliers for setting nuts with X-Force geared transmission for 3x less effort.
8	N300-T**			M4	M5	M6	M8	M10		1.62 kg	Same as the N300 but with quick unscrew adaptor.



\* Available in kit form as E-410-NV-T-S or E-410NV-S which includes:

- Metal carry case.
- Rivet nuts: TCD M4x30, M5x30, M6x30, M8x15, M10x10 and TCK M6x30.

\*\* Available in kit form as N300-S or N300-T-S which includes:

- Metal carry case.
- Rivet nuts: TCD M4x30, M5x30, M6x30, M8x15 and TCK M6x30



SETTING TOOLS - RIVET NUTS

Pneumatic tools

Pic no.	Code	Rivet nut Setting Range						Weight	Power	Description
1	E-308NP	M3	M4	M5	M6	M8		1.6 kg	20 kN	Standard Pneumatic gun for setting rivet nuts.
2	E-312NP-2	M3	M4	M5	M6	M8	M10	2.2 kg	19.1 kN	Standard Pneumatic gun for setting a large range of rivet nuts M3 - M12.
3	E-412NA		M4	M5	M6	M8	M10	1.6 kg	18.5 kN	Tool for blind nuts with automatic screwing/unscrewing (right/left) function, particularly suitable for industrial use.



SETTING TOOLS - RIVET NUTS

Battery Tools

Pic no.	Code	Rivet nut Type	Rivet nut Setting Range						Weight	Description
1	E8	CYLINDRICAL /HEXAGONAL	M3	M4	M5	M6	M8		2.37 kg	Standard 22.5 kN power tool for setting cylindrical or hexagonal rivet nuts in all materials.
2	E12	CYLINDRICAL /HEXAGONAL				M6	M8	M10	2.37 kg	23 kN power tool for the bigger range of cylindrical or hexagonal rivet nuts in all materials.
3	E-SP	SLOTTED			M5	M6	M8		2.37 kg	22.5 kN of power for setting slotted rivet nuts.
4	E-HC	CORDLESS HEX CUT		M4	M5	M6	M8	M10	2.37 kg	Hexagon hole punching tool with 20 kN of power for materials of up to 3mm.
5	E-008	CYLINDRICAL /HEXAGONAL	M3	M4	M5	M6			1.25 kg	Part of the E-00 economical range. 6 kN of battery power at low cost with quick and easy setting of rivet nuts.





RESIN INJECTION GUNS

Hand tools



Pic no.	Code	Resin Capacity Range	Weight	Description
1	VI-P214	280 - 310 ml	0.52 kg	A standard and economic dispenser.
2	VI-P250	280 - 310 ml 400 ml	0.82 kg	Supplied with an aluminium cartridge holder. Allows for injection of 400ml foil packs & cartridges of 280 to 310ml.
3	VI-P215	280 - 310 ml	0.75 kg	Professional use dispenser for cartridges of 280 - 310 ml.
4	VI-P380	380 - 420 ml	1.2 kg	Dispenser with 4,500 N force and capacity for 380 - 420ml cartridges.
5	VI-P385	385 ml	1.3 kg	Robust and comfortable dispenser for 385 ml cartridges.
6	SI-P300	280 - 310 ml	1.1 kg	Intensive use tool. Parallel handle and patented symmetric drive ensuring an effortless and comfortable use.
7	SI-P380	380- 420 ml	1.2 kg	High end tool with parallel handle and symmetric drive system.
8	SI-P385	385 ml	1.28 kg	Professional use high end tool with symmetric drive system and parallel handle.
9	EASY PUSH	280 - 310 ml	1.05 kg	Designed for intensive and continuous use. Geared system allows for easy and fast installation without fatigue.



RESIN INJECTION GUNS

Battery Tools



Pic no.	Code	Resin Capacity Range	Power	Weight	Description
10	VI-P300B-2	280 - 310 ml	2.9 kN	1.32 kg	Lightweight and powerful. Supplied with two batteries.
11	VI-P300B-P	400 ml	2.9 kN	1.32 kg	Foil pack dispenser. Powerful and easy to use.
12	VI-P600B-P	600 ml	2.9 kN	1.68 kg	Foil pack dispenser for 600 ml. Powerful and easy to use.
13	VI-P420B / 2	380- 420 ml	4.5 kN	1.68 kg	Powered dispenser for bigger cartridges of 380 - 420 ml.



Our latest hand tool innovation ...





HOLLOW WALL ANCHOR SETTING TOOLS

Hand tools



Pic no.	Code	Anchor Setting Range	Weight	Description
1	MD	M4 M5 M6	340 g	Economic tool that is efficient and convenient. Fitted with a reset trigger.
2	2X	M4 M5 M6 M8	240 g	Threaded mandrel enables setting of anchors without a screw. Sets twice as fast as conventional tools. Perfect for anchors with a double threaded screw.
3	HD	M4 M5 M6	500 g	Fitted with a handle to prevent shocks and protects the user's hand. Offers top performance and comfort at an economical price.
4	OPTEE	M4 M5 M6	300 g	This innovative design allows easier installation and a variable expansion system allows setting an anchor regardless of it's length.
5	MINEE	M4 M5 M6	400 g	The smallest setting tool on the market. It delivers equal power compared to the larger setting tools and fits perfectly in any toolbox.
6	SMARTEE	M4 M5 M6 M8	450 g	"Soft Touch" effect ABS handle. Comfortable and ergonomic.



HOLLOW WALL ANCHOR SETTING TOOLS

Battery tools



Pic no.	Code	Anchor Setting Range	Weight	Force
1	E-007	M4 M5 M6 M8	1.3 kg	6 kN
2	E-007T	M4 M5 M6 M8	1.25 kg	6 kN

The first patented world-exclusive powered tool to install hollow wall anchors (like 'Spyder' or 'Spyder Plus' by Scell-it, or other brands like Molly®). The **E-007** sets anchors with a screw, whilst the **E-007-T** uses a built in mandrel to set anchors without a screw - including Jack Nuts and Spyder Nuts.

The 'quick-setting' powered action of this tool means setting is performed effortlessly and accurately - in an instant - with one squeeze of the trigger.

Both have a setting adjustment dial on the back of the tools allow for the perfect setting of stroke adjustment from 4mm to 40mm. This means a wide range of diameter and lengths of anchor can be accommodated.

Scell-it  
WORLDWIDE EXCLUSIVE  
PATENTED

Available with or without the universal Scell-it Element One battery - compatible with the Scell-it power tool range.

The E-007 is an ergonomic, compact and light-weight designed tool at just under 1.4kg, and is just 210mm tall, meaning effortless setting even in the tightest of places. It's equipped with a high performance brushless motor to increase the tool life, improve performance and reduce noise pollution. Additionally, three LEDs on the head of the tool ensure visibility in the darkest working areas, for more precision.






NOSE ASSEMBLIES

Pic no.	Code	Code ref	Size/Fastener	Fastener alternative names	Compatible Tools
1	AA-KIT 1	A02047-00	3/16" Hyperbolt	Lockbolt C6	E640PC, E-7
2	AA-KIT 2	A02048-00	1/4" Hyperbolt	Lockbolt C6	E640PC, E-7
3	AA-KIT 3	A02049-00	3/16" Multigrip pin	Lockbolt Magnagrip	E640PC, E-7
4	AA-KIT 4	A02050-00	1/4" Multigrip pin	Lockbolt Magnagrip	E640PC, E-7
5	AA-KIT 5	A02164-00	3/16" - 1/4" Superiv	Monobolt	E640PC, E-7
6	AA-KIT 6	A02330-00	3/8" Avtainers	Tainerbolts	E-7
7	AA-KIT 7	A02331-00	3/8" Hucktainer		E-7
8	AA-KIT 8	A00181-00	5/16" Multigrip pin	Lockbolt Magnagrip	E100PC
9	AA-KIT 9	A00179-00	3/8" Hyperbolt	Lockbolt C6	E100PC
10	AA-KIT 10	A02108-00	3/8" Multigrip pin	Lockbolt Magnagrip	E100PC
11	AA-KIT 11	A02405-00	1/4" Huck BOM		E100PC
12	AA-KIT 12	A02406-00	5/16" Huck BOM		E100PC
13	AA-KIT 13	A02407-00	3/8" Huck BOM		E100PC
14	AA-KIT 14	A00183-00	5/16" Hyperbolt	Lockbolt C6	E100PC




MISCELLANEOUS TOOLS & ACCESSORIES


Drill adaptors Turn a powerdrill into a rivet or rivet nut setting tool.


Pic no.	Code	Setting Range	Description
1	RIVEDRILL	 3.0mm - 5.0mm	Adapter for setting rivets from 3.0mm to 5.0mm.
2	RIVENUTDRILL	 3.0mm - 6.4mm  M4 - M10	Adapter for setting rivets or rivet nuts with a chick change of nosepiece.

1



2





Easy to use - just fix into the chuck of the drill.

Note: Drill must have reverse action to release rivet nut.

Setting tools

1 DROP IN ANCHOR TOOL A setting tool to guarantee a controlled expansion and setting of drop in anchors.



Item code	Size Ø mm
DI-TOOL-6	M6
DI-TOOL-8	M8
DI-TOOL-10	M10
DI-TOOL-12	M12
DI-TOOL-16	M16
DI-TOOL-20	M20

Rechargeable batteries

- 1 E-BATT
- 2 E-CHARGER
- Rechargeable in just 30 minutes, the 18 V – 2.0 Ah battery is compatible with the rest of the Scell-it ELEMENT battery tools range, allowing a craftsman to be equipped with quality hollow wall anchoring and riveting tools with a lower investment.





# CONSTRUCTION FIXINGS

Heavy, medium and light duty • Nylon and cavity fixings • Resins  
Chemical anchors • Sheet Metal Screws • Wood Screws • Chisels & Drill Bits



## CONTENTS - CONSTRUCTION FIXINGS

### Heavy Duty Fixings

Through Bolts .....	38
Concrete Screwbolts .....	38
Drop in Anchors .....	38
High Load Safety Bolts .....	39
High Expansion Metal Anchors .....	39
Sleeve Anchors .....	39
Threaded Expansion Anchor .....	39

### Medium/Light Duty Anchors

Metal Frame Anchor .....	40
Spacer Scew.....	40
Metal Hammer in plug .....	40
Universal Plug - metric thread.....	40
Hammer in plug for aerated concrete .....	40
Screw in plug for aerated concrete .....	40
Aerated Concrete Screw .....	41
Scaffold Screw Eye .....	41
Direct Fixing Screw .....	41
Direct Fixing Screw A4 Stainless Steel .....	41
Internally Threaded Concrete Screw.....	41
Concrete Screw white zinc plated .....	41

### Chemical Anchors

Chemical Glass Anchors .....	42
Threaded Rod with hex drive .....	42
Stud for Chemical Anchor.....	42
Asphalt anchors .....	42
Accessories .....	42


### Chemical Resins..... 43

### Nylon & Cavity Fixings

Hammer Fixings .....	44
Nylon Frame Fixings .....	44
Hollow Wall Anchors .....	44
Self Drilling Plug.....	44
100% Nylon Plug .....	45
Universal Plugs .....	45
Nylon Long Expansion Plug .....	45
Metrical Thread Screws.....	46
Insulation Plugs .....	46

### Chisels & Drill Bits..... 47

Click on the required product category to go to that section.





HEAVY DUTY FIXINGS

Through Bolts


Code	Pic no.	Material	Size range	Diameters available (mm)							Approved / NA
				M6	M8	M10	M12	M16	M20	M24	
NA-TB	1	Zinc Plated Steel	M8x50 - M24x260	<input type="checkbox"/>	<input checked="" type="checkbox"/>	<input checked="" type="checkbox"/>	<input checked="" type="checkbox"/>	<input checked="" type="checkbox"/>	<input checked="" type="checkbox"/>	<input checked="" type="checkbox"/>	NA
TB7	2	Zinc plated	M6x40 - M24x260	<input type="checkbox"/>	<input checked="" type="checkbox"/>	<input checked="" type="checkbox"/>	<input checked="" type="checkbox"/>	<input checked="" type="checkbox"/>	<input type="checkbox"/>	<input type="checkbox"/>	Option 7
BZPLUS	3	Steel Zinc	M8x60 - M16x150	<input type="checkbox"/>	<input checked="" type="checkbox"/>	<input checked="" type="checkbox"/>	<input checked="" type="checkbox"/>	<input checked="" type="checkbox"/>	<input type="checkbox"/>	<input type="checkbox"/>	Option 1
A4-BZ2	4	Stainless Steel A4	M8x65 - M16x145	<input type="checkbox"/>	<input checked="" type="checkbox"/>	<input checked="" type="checkbox"/>	<input checked="" type="checkbox"/>	<input checked="" type="checkbox"/>	<input type="checkbox"/>	<input type="checkbox"/>	Option 1
BZ-S	5	Steel Zinc	M8x68 - M16x185	<input type="checkbox"/>	<input checked="" type="checkbox"/>	<input checked="" type="checkbox"/>	<input checked="" type="checkbox"/>	<input checked="" type="checkbox"/>	<input type="checkbox"/>	<input type="checkbox"/>	Option 1
A4-BZ-S	6	Stainless Steel A4	M8x68 - M16x185	<input type="checkbox"/>	<input checked="" type="checkbox"/>	<input checked="" type="checkbox"/>	<input checked="" type="checkbox"/>	<input checked="" type="checkbox"/>	<input type="checkbox"/>	<input type="checkbox"/>	Option 1
NA-TBA2	7	Stainless Steel A2	M8x75 - M16x145	<input type="checkbox"/>	<input checked="" type="checkbox"/>	<input checked="" type="checkbox"/>	<input checked="" type="checkbox"/>	<input checked="" type="checkbox"/>	<input type="checkbox"/>	<input type="checkbox"/>	NA
NA-TBA4	8	Stainless Steel A4	M8x75 - M16x145	<input type="checkbox"/>	<input checked="" type="checkbox"/>	<input checked="" type="checkbox"/>	<input checked="" type="checkbox"/>	<input checked="" type="checkbox"/>	<input type="checkbox"/>	<input type="checkbox"/>	NA

Concrete Screwbolts (*ankerbolts*)

Code	Pic no.	Material	Size range	Diameters available (mm)							Approved/NA
				M5	M6	M8	M10	M12	M14	M16	
BT7	9	Zinc Plated Steel	M6x50 - M12x150	<input type="checkbox"/>	<input checked="" type="checkbox"/>	<input checked="" type="checkbox"/>	<input checked="" type="checkbox"/>	<input checked="" type="checkbox"/>	<input type="checkbox"/>	<input type="checkbox"/>	Option 7
A4-BT-H	10	Stainless Steel A4	M6x75 - M12x125	<input type="checkbox"/>	<input checked="" type="checkbox"/>	<input checked="" type="checkbox"/>	<input checked="" type="checkbox"/>	<input checked="" type="checkbox"/>	<input type="checkbox"/>	<input type="checkbox"/>	Option 1
BETABOLT	11	Steel	M6x30 - M16x150	<input type="checkbox"/>	<input checked="" type="checkbox"/>	<input checked="" type="checkbox"/>	<input checked="" type="checkbox"/>	<input checked="" type="checkbox"/>	<input checked="" type="checkbox"/>	<input type="checkbox"/>	Option 1
NA-BT	12	Zinc Plated	M5x100 - M16x200	<input checked="" type="checkbox"/>	<input checked="" type="checkbox"/>	<input checked="" type="checkbox"/>	<input checked="" type="checkbox"/>	<input checked="" type="checkbox"/>	<input type="checkbox"/>	<input checked="" type="checkbox"/>	NA

Drop in Anchors

Code	Pic no.	Material	Size range	Diameters available (mm)						Approved/NA
				M6	M8	M10	M12	M16	M20	
DI	13	Steel - Unlipped	M6x25 - M20x80	<input checked="" type="checkbox"/>	<input checked="" type="checkbox"/>	<input checked="" type="checkbox"/>	<input checked="" type="checkbox"/>	<input checked="" type="checkbox"/>	<input checked="" type="checkbox"/>	NA
DIL	14	Steel - Lipped	M8x30 - M12x50	<input type="checkbox"/>	<input checked="" type="checkbox"/>	<input type="checkbox"/>	<input checked="" type="checkbox"/>	<input type="checkbox"/>	<input type="checkbox"/>	NA



HEAVY DUTY FIXINGS

High Load Safety Bolts

Code	Pic no.	Material	Type	Diameters available (mm)					Approved/NA
				M6	M8	M10	M12	M16	
HVE	1	Steel	Hexagonal Head version	<input checked="" type="checkbox"/>	<input checked="" type="checkbox"/>	<input checked="" type="checkbox"/>	<input checked="" type="checkbox"/>	<input checked="" type="checkbox"/>	Option 1
HVE02	2	Steel	Threaded rod version	<input checked="" type="checkbox"/>	<input checked="" type="checkbox"/>	<input checked="" type="checkbox"/>	<input checked="" type="checkbox"/>	<input checked="" type="checkbox"/>	Option 1
HVE03	3	Steel	Countersunk head version	<input checked="" type="checkbox"/>	<input checked="" type="checkbox"/>	<input checked="" type="checkbox"/>	<input checked="" type="checkbox"/>	<input type="checkbox"/>	Option 1

High Expansion Metal Anchors

Code	Pic no.	Material	Type	Diameters available (mm)					Approved/NA
				M6	M8	M10	M12	M16	
XMAX BOLT	4	Steel Zinc plated	XMAXBOLT O/SV/C - see pic	<input checked="" type="checkbox"/>	<input checked="" type="checkbox"/>	<input checked="" type="checkbox"/>	<input checked="" type="checkbox"/>	<input type="checkbox"/>	na

Sleeve Anchors

Code	Pic no.	Material	Type	Diameters available (mm)						Approved/NA
				M5	M6	M8	M10	M12	M16	
HBPLUS	5	White Zinc	Hexagonal Head	<input type="checkbox"/>	<input checked="" type="checkbox"/>	<input checked="" type="checkbox"/>	<input checked="" type="checkbox"/>	<input type="checkbox"/>	<input type="checkbox"/>	na
SLN	6	Yellow Zinc	Hex nut	<input checked="" type="checkbox"/>	<input checked="" type="checkbox"/>	<input checked="" type="checkbox"/>	<input checked="" type="checkbox"/>	<input checked="" type="checkbox"/>	<input checked="" type="checkbox"/>	na
SLH	7	Yellow Zinc	Hex loose bolt	<input type="checkbox"/>	<input checked="" type="checkbox"/>	<input checked="" type="checkbox"/>	<input checked="" type="checkbox"/>	<input checked="" type="checkbox"/>	<input type="checkbox"/>	na
SLC	8	Yellow Zinc	Countersunk Head loose bolt	<input checked="" type="checkbox"/>	<input checked="" type="checkbox"/>	<input checked="" type="checkbox"/>	<input type="checkbox"/>	<input type="checkbox"/>	<input type="checkbox"/>	na

Threaded Expansion Anchor

Code	Pic no.	Material	Type	Diameters available (mm)						Approved/NA
				M5	M6	M8	M10	M12	M16	
BK	9	Zinc plated	Without screw	<input type="checkbox"/>	<input checked="" type="checkbox"/>	<input checked="" type="checkbox"/>	<input checked="" type="checkbox"/>	<input checked="" type="checkbox"/>	<input type="checkbox"/>	na
TAC	10	Yellow Gal Steel	With TH screw	<input type="checkbox"/>	<input checked="" type="checkbox"/>	<input checked="" type="checkbox"/>	<input checked="" type="checkbox"/>	<input checked="" type="checkbox"/>	<input type="checkbox"/>	na
OAC	11	Zinc plated	With stud	<input type="checkbox"/>	<input checked="" type="checkbox"/>	<input checked="" type="checkbox"/>	<input checked="" type="checkbox"/>	<input checked="" type="checkbox"/>	<input type="checkbox"/>	na





MEDIUM/LIGHT DUTY FIXINGS

CODE	Pic	Description
------	-----	-------------

Metal Frame anchor

MR	1	Heavy loads allowed, wide range (possible to fix very thick window frames ), fixed part is not deformed.
----	---	--

Spacer Screw

TR	2	Easy penetration into wood. Solid assembling of two separate elements without modifying the spacing.
----	---	--

Metal Hammer in plug

DN	3	Light fixing (up to 10kg) in solid or hollow masonry.
----	---	---

Universal Plug - metric thread

ZITA	4	Halogen-free nylon (PA6) plug with a metallic insert, with metric thread • steel screw with metric thread.
------	---	--

Hammer in plug for aerated concrete

SQUARE	5	Very resistant in cellular concrete. No need to drill, installed simply with a hammer. Suitable for 3.5-6mm wood screw.
--------	---	---

Screw in plug for aerated concrete

KBT	6	100% nylon. For cellular concrete. Can be used with ordinary screws, hex lags or metric thread screws.
-----	---	--



MEDIUM/LIGHT DUTY FIXINGS

CODE	Pic	Description
------	-----	-------------

Aerated Concrete Screw

VBC	1	Heavy loads allowed, wide range (possible to fix very thick window frames ), fixed part is not deformed.
-----	---	--

Scaffold Screw Eye

HEC	2	Easy penetration into wood. Solid assembling of two separate elements without modifying the spacing.
-----	---	--

Direct Fixing Screw

VFD	3	Light fixing (up to 10kg) in solid or hollow masonry.
-----	---	---

Direct Fixing Screw A4 Stainless Steel

A4-BTS	4	Halogen-free nylon (PA6) plug with a metallic insert, with metric thread • steel screw with metric thread.
--------	---	--

Internally Threaded Concrete Screw

BT-I	5	Very resistant in cellular concrete. No need to drill, installed simply with a hammer. Suitable for 3.5-6mm wood screw.
------	---	---

Concrete Screw - white zinc plated

CWS	6	100% nylon. For cellular concrete. Can be used with ordinary screws, hex lags or metric thread screws.
-----	---	--





CHEMICAL ANCHORS

CODE	Pic	Description
<b>Chemical Glass Anchors</b>		
CSPLUS	1	Practical. No waste everything is crushed at the time of installation. Economical. Single fixing. M8 - M24.

Threaded rod with hex drive

M10130/A4	2	Steel and A4. M8 - M30.
-----------	---	-------------------------

Stud for Chemical Anchor

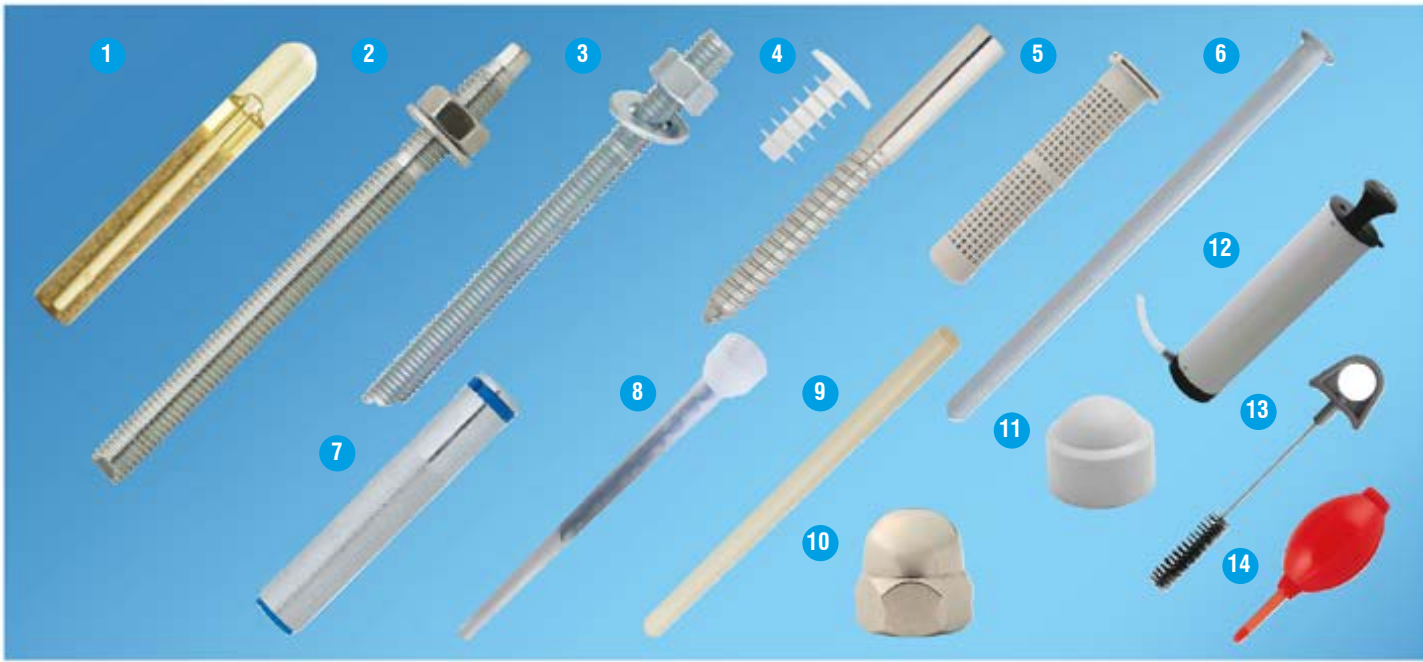
SFC	3	Zinc plated steel, A2 Stainless Steel and Hot dip galvanized steel. M8 - M24.
-----	---	---

Asphalt anchor

XFALT	4	White zinc-plated steel. Nylon cap. M8(L100mm), M10(L100mm) - M12(L140mm).
-------	---	--

Accessories

TAMIS12050	5	Sleeve
TAMIS15330R	6	Adjustable Sleeve
DF0650	7	Internal Threaded Socket - Steel. M6 - M12.
VI-BUSE	8	Mixing Nozzle
BUSE-EXT500	9	Mixing Nozzle Extension
CEI-M06	10	Dome Nut. M6 - M20.
CEP-SW10-B	11	Polyethylen Nut Cover. M6 - M20.
AIR	12	Dust Blower - Pump
BR08/10	13	Cleaning brush
PS	14	Dust blower - manual



CHEMICAL RESINS

CODE	Pic	Description	Sizes
UNIVERSAL	1	UNIVERSAL Polyester Chemical resin	420ml
HIGHLOAD	2	HIGH LOAD Vinylester Chemical resin	420ml
XMAX	3	Vinylester Chemical resin 100% certified	300/420ml
F300/F380	4	Universal Chemical Resin Polyester	300/380ml
FIRST	5	Universal Chemical Resin Polyester Styrene Free	300/410ml
EA	6	Epoxyacrylate Chemical Resin Styrene Free	300/410ml
X-PRO	7	Vinylester chemical resin	300/420ml
X-PRO NORDIC	8	Vinylester chemical resin - Extreme Cold	300/420ml
X-BRID	9	Hybrid Chemical Resin High resistance, Seismic application	280/420ml
PURE-PRO	10	Pure Epoxy Chemical Resin - Extreme conditions	385ml

1

2

NEW FORMULA

See Setting Tool section for our range of Scell-it resin guns.

Other Scell-it UK resins available

3

4

5

6

7

8

9

10

Universal

THREADED ROD

OVERHEAD APPLICATIONS

MEDIUM LOADS

DRY, WET AND FLOODED HOLES

STYRENE FREE

Suitable for universal applications

CONCRETE

CRACKED CONCRETE

SOLID MASONRY

HOLLOW MASONRY

CONCRETE REBAR

High Load

STYRENE FREE

WATER RESISTANT

OVERHEAD APPLICATIONS

SEISMIC CT

QUICK CURE

100 YEARS WORKING LIFE

WINTER GRADE

DRY, WET AND FLOODED HOLES

THREADED ROD

POST-INSTALLED REBAR

MEDIUM OR HIGH LOADS

SUMMER GRADE

Suitable for high load applications

WRAS

APPROVED MATERIAL

CE

UNCRACKED & CRACKED CONCRETE

Scell-it

43

www.scellit.co.uk



# Nylon and Cavity Fixings

CODE	Pic	Description
<b>Hammer Fixing</b>		
TPPLUS	1	Reinforced nylon - round head. 5,6 and 8 mm diameters.
HFC	2	100% nylon screw white zinc plated. 5,6 and 8 mm diameters.
YZF YZP YZPX	3	Countersunk head/Round head/Large Round Head. Stainless Steel. 5,6 and 8 mm diameters.

## Nylon Frame Fixings

NFF08060	4	Yellow zinc plated.
----------	---	---------------------

## Hollow Wall Anchors

SP4020	5	Zinc plated with screw. M4, M5 and M6 sizes available.
--------	---	--

## Self Drilling Plug

SDPZ - C/P	6	with screw - Zamak
SDPN - C/P	7	with screw - Nylon

DHP	8	Drywall Hammer Plug
FIKRON	9	Self Drilling Insulation Plug
FI-IPL-M08	10	Self Drilling Insulation Plug. Plug for downpipe collar.
SNAKE	11	Reinforced Nylon Nail. 5 and 6mm sizes available.



# Nylon and Cavity Fixings

CODE	Pic	Description
<b>100% Nylon Plug</b>		
DSC05	1	with flange. 4.0mm - 16.0mm diameters available.
DS06	2	without flange. 4.0mm - 16.0mm diameters available.
GX05	3	Fourfold expansion. 5.0mm - 14.0mm diameters available.
DSC14135	4	For scaffold screw eye. 14mm diameter.

## Universal Plugs

ELEK06	5	Nylon. 6.0mm - 10.0mm diameters available.
UNIC0530	6	HD Polypropylen. 5.0mm - 12.0mm diameters available.
MUTP06	7	Unbreak High density polypropylen (25 cluster). 6.0mm - 10.0mm diameters available.
DK06	8	Polyethylene. 6.0mm - 10.0mm diameters available.
DKC06	9	Polyethylene with flange. 6.0mm - 10.0mm diameters available.

## Nylon Long Expansion Plug

G-L08080	10	with countersunk head steel screw. 8.0mm - 10.0mm diameters available.
G-LH10080	11	with countersunk head steel screw. A4 Stainless Steel countersunk head screw. 10.0mm diameter.
G-LS10080	12	with Steel hex screw. 10.0mm diameter.





# Nylon and Cavity Fixings

CODE	Pic	Description
------	-----	-------------

## Metrical Thread Screws

PAE	1	Metal metric eyelet screw. M4, M5 and M6 sizes available.
VMT	2	Pan head screw. M4, M5 and M6 sizes available.
CAE	3	Hook with flange. M4, M5 and M6 sizes available.
GAE	4	Hinge with flange. M4, M5 and M6 sizes available.

## Insulation Plugs

FI10070	5	Rigid insulation hammer plug.
FILONG10140	6	Long Expansion Insulation Plug for Masonry.
FIMAX08115	7	Polyvalent Insulation Hammer Plug - Steel screw.
FITORX08115	8	Polyvalent Insulating Plug - Steel screw.
FIO	9	Soft and semi-rigid insulation under cladding plug.
TSX60100	10	Insulating plug for wooden support.
FI-GECKO	11	Universal screw plug for Etics.



# Chisels and Drill Bits

CODE	Pic	Description
------	-----	-------------

## SDS PLUS Chisels

SDS+FLAT	1	Flat Chisels - 20 x 250
SDS+GOUG	2	Gouge Chisels - 22 x 250
SDS+POINT	3	Pointed Chisels - 250HX, 250RD
SDS+TILE	4	Tile Chisels - 40 x 250, 75x165
SDS+WID	5	Wide Chisels - 40 x 250

## SDS MAX Chisels

SDSMFLAT	6	Flat Chisels - 25 x 400, 25 x 600, 25 x 280
SDSMGOUG	7	Gouge Chisels - 26 x 300
SDSMPOINT	8	Pointed Chisels - 280, 400, 600
SDSMWID	9	Wide Chisels - 115 x 350, 75 x 300, 50 x 400

## Drill Bits for metal

JD	10	Jobber Drill Bits - Rolled high speed steel straight shank split point 118° DIN 338 & BS 328.
CJD	11	Jobber Cobalt Drill Bits - Fully ground split point 135° - 5% Cobalt DIN 338 & BS 328.
JDBS	12	Blacksmith Drills - Reduced shank high speed steel drills DIN 338 & BS 328.
CSD	13	Cobalt Stub Drills - Fully ground - 5% Cobalt.
SD	14	HSS Stub Drill Bits - Ground single and double ended - DIN 1897.
JDG	15	HSS Drill Bits - Fully ground split point 135° DIN 338 & BS 328.
SDSPLUS	16	SDSPLUS Hammerdrill





# SCREWS

Sheet Metal Screws • Plasterboard Screws  
Wood Screws • Bi-Metal SDS



## CONTENTS - SCREWS

### SHEET METAL DRILL SCREWS

Hex Head .....	50
Pan Head .....	50
Countersunk Head.....	51
Wafer Head .....	51
Accessories .....	51

### PLASTERBOARD SCREWS

Plasterboard Screws .....	52
---------------------------	----


### WOOD SCREWS

Wood Screws - Essive .....	53
----------------------------	----

### BI METAL SDS for STEEL

Bi-Metal Screws.....	54
----------------------	----

Click on the required  
product category  
to go to that section.





Sheet metal drill screws

CODE	Pic	Description
Hex Head		
THT	1	Hexagonal head - Zinc plated Steel (available in stainless steel)
THR	2	Bright Zinc plated steel, hex headed waterproof EPDM washer. 4.8, 5.5 and 6.3mm diameter available.
THF	3	Screw, hex notched head, bright zinc plated steel. 4.2 and 4.8mm diameter available.
THPL	4	Self drilling screw, hex head, long tip, bright zinc-plated steel (available in stainless steel). 5.5mm diameter.

Pan Head

		Diameters available (mm)							
		2.9	3.5	3.9	4.2	4.8	5.5	6.3	
TCC	5	Pan head							
TCQ	6	Screw, pan head, bright zinc plated steel square drive.							
TCQW	7	Screw, pan head, bright zinc plated steel - white.							
TCQNS	8	Screw, pan head, stainless steel.							
FCQ	9	Screw, pan head, bright zinc-plated steel.							
FCQ-CF	10	Screw, cylindrical slotted head, Dacromet steel.							
FCQN-CF	11	FCQN-CF cylindrical notched head, A2 stainless steel.							
FCQNCF-RP	12	FCQNCF-RP cylindrical notched head, A2 stainless steel.							



Sheet metal drill screws

CODE	Pic	Description	Diameters available (mm)						
Countersunk Head			2.9	3.5	3.9	4.2	4.8	5.5	6.3
TFC	1	120 Countersunk head							
TFQN	2	CSK Head Steel.							
TFAC	3	TFAC 120 countersunk head, bright zinc-plated steel.							
TFX	4	Torx Drive Countersunk Zinc Plated.							
TFQ	5	Bright Zinc Plated Steel.							

Wafer Head

TRLC	6	Wide round head. 4.2mm diameter.
TRLQ	7	Low profile square drive zinc plated. 4.8mm diameter.

Accessories

RN	8	120 Bonded Washer A2 Stainless Steel waterproof washer
RS	9	Bonded Washer Steel Zinc waterproof washer.
CAGM/CAPM	10	Plastic cap.
PH	11	Bit for ph screws.
SQ	12	Bit For Square Head Screws.
MD	13	Bit-holder for the screws.





Plasterboard Screws

CODE	Pic	Description
PTC	1	PTC bugle head, ATE phosphate-treated steel. 3.5mm, 4.2mm and 4.8mm diameter available.
PTF	2	PTF bugle head, phosphate-treated steel. 3.5mm diameter available.
PTCB	3	Collated screws for plasterboard. 3.5mm diameter available.



Scell-it have the 'know-how'.

Our experts at Scell-it can advise and help with any Rivet, Construction Fixing or Setting Tool problem. Go to our 'Know How' page at : <https://scellit.co.uk/scell-it-uk-know-how/> or follow Scell-it UK on Facebook:

@scellitUKLtd.



Wood screws - Essive

CODE	Pic	Description
TS	1	Countersunk Head - Zinc

Essdrive Wood Screw

EX136	2	Countersunk Head - Zinc plated
-------	---	--------------------------------

Universal Wood Screws

EX146	3	Countersunk Head - Zinc Plated
EX137	4	Countersunk Head - CorrSeal C4
EX135	5	Countersunk Head - Stainless A2

Wood Frame Screws

EX113	6	Dome Head - CorrSeal C4
EX5511	7	Dome Head - Zinc Plated


Construction Wood Screws

EX5044	8	Coach screw - Hexagon - Hot Dip Galvanised
EX8518121	9	Connect Nail - Zinc plated
EX1026671	10	Connector screw - CorrSeal C4



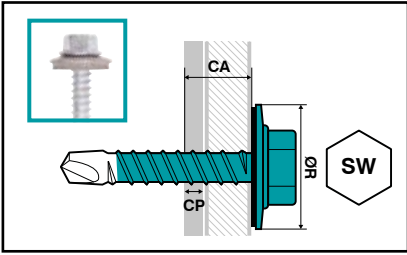


Bi-Metal Self Drilling Screws for Steel



A2 stainless steel Body and head - for long life without corrosion

Hardened steel tip for effortlessly drilling through steel.



		Dimensions							
CODE	Pic	Steel capacity	Thread Diameter mm	Length mm	Head size (SW)	Point Type	STEEL THICKNESS mm(CP)	Max Fixture Thickness mm (CA)	Washer Diameter mm (R)
BMTH63025P2-R16-100		2 x 0.9 mm	6.3	25	8	1	2 X 0.9	-	16
BMTH63035P2-R16-100		2 x 1.2 mm	6.3	35	8	2	2 X 1.2	-	16
BMTH55022P3-R16-100	5	3.0 mm	5.5	22	8	3	1.2 - 3.0	2	16
BMTH55025P3-R16-100			5.5	25	8	3	1.2 - 3.0	7	16
BMTH55032P3-R16-100			5.5	32	8	3	1.2 - 3.0	14	16
BMTH55038P3-R16-100			5.5	38	8	3	1.2 - 3.0	20	16
BMTH55050P3-R16-100			5.5	50	8	3	1.2 - 3.0	32	16
BMTH55022P3-100	1	3.0 mm - no washer	5.5	22	8	3	1.3 - 3.0	2	-
BMTH55025P3-100			5.5	25	8	3	1.3 - 3.0	7	-
BMTH55032P3-100			5.5	32	8	3	1.3 - 3.0	14	-
BMTH55038P3-100			5.5	38	8	3	1.3 - 3.0	20	-
BMTH55050P3-100			5.5	50	8	3	1.3 - 3.0	32	-
BMTH55025P6-R16-100	4	6.0 mm	5.5	25	8	4	2.0 - 6.0	5	16
BMTH55025P6-100		6.0 mm - no washer	5.5	25	8	4	2.0 - 6.0	5	-
BMTH55038P12-R16-100	2	12.5 mm	5.5	38	8	5	4.0 - 12.5	8	16
BMTH55050P12-R16-100			5.5	50	8	5	4.0 - 12.5	20	16
BMTH55038P12-100	3	12.5 mm - no washer	5.5	38	8	5	4.0 - 12.5	8	-
BMTH55050P12-100			5.5	50	8	5	4.0 - 12.5	20	-



Click product code for online datasheet.



CARRYING CASES

ESSBOX SYSTEM

A STORAGE CASE MADE FOR THE PROFESSIONAL.



With pre-packed boxes for specialist sets.



## Essbox is a tough, simple and customizable storage case system designed for the working professional.



Unlike other systems - that have a rigid and fixed layout - the Essbox has a range of unique reusable storage boxes that allow for a wide choice of contents. They are robust, sealed and stay in position using an octagon stud system.

To make kit building simple, there is a wide variety of boxes 'ready packed' with a choice of construction fixings or rivets, in a range of quantities.

This means a refill is always quick and easy – just reload the box!



LOAD



WORK



RELOAD

### Whatever the profession

The Essbox is adaptable to suit the requirements of all trades including :

- plumbers
- carpenters
- electricians
- plasterers
- construction workers



## The Essbox benefits!

### ● Tough & waterproof

The Essbox case is built to take the knocks and scrapes of on-site working - in all weathers

### ● Stackable

Easy stacking means easy storage of cases, with no tipping over. The boxes can also be stacked to avoid spills.

### ● Stable

Inside the case - unique 'octagon stud' boxes remain in place and sealed - keeping the contents protected and organized – even after the case has a hard drop or fall!

### ● Customisable


Unique range of 'pre-packed' boxes allow for freedom to choose the contents you want - making building a kit easy, and tailored to your working needs.

### ● Refillable

Quick and easy refill by reloading with 'pre-packed' boxes.

### ● Store easily

Unique stacking system available for inside vans allows for all round organisation.





# How to build your ESSBOX<sup>®</sup> kit

Essbox uses a unique and simple box storage system that allows for a complete choice of what you need - where you need it.

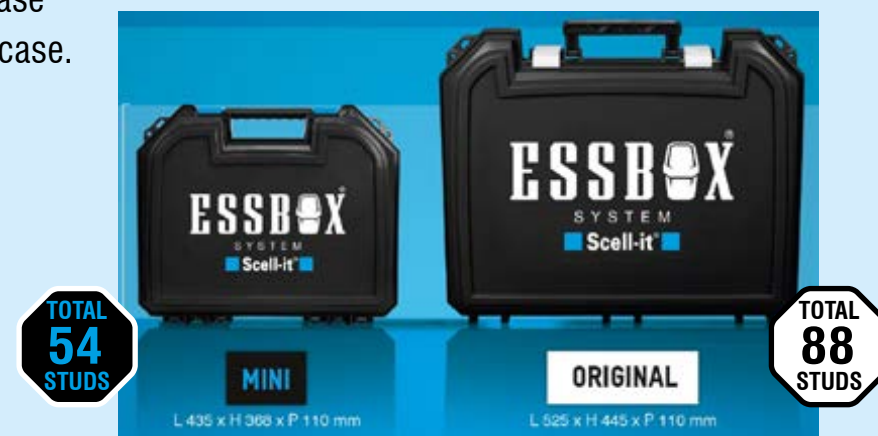
How to make your kit.

1. Choose the pre-packed boxes you need.


The boxes are available in a range of sizes from 1 stud to 12 studs and each box is identified by a number that corresponds to its size. This number is used to identify the number of studs occupied by a box in the case.



2. Add up the total stud value of the boxes to a maximum of:  
**54 studs** for the 'Mini' size case  
or **88 studs** for the 'Original' size case.



3. Packing the case by starting with the largest box and working down to the smallest.



## Scell-It UK Technical Helpline



For Help, Advice And Technical Information  
Call Our Helplines Or Email [Sales@Scellit.Co.Uk](mailto:Sales@Scellit.Co.Uk)

Our technical experts have years of experience in the construction industry. Whether your enquiry relates to product specifications, setting tool operation or installation instructions; we are happy to help.



For Rivets, Rivet nuts and Setting tools.  
Call 01785 246539



For Construction Fixings.  
Call 0330 010 1650

## Scell-It UK Quality Testing

### Scell-It UK In-House Testing

To ensure the quality of Scell-it products we use the latest technology to test our products. From our E-005 battery powered setting tool to the smallest ASD rivet - tests are performed to ensure the high quality of Scell-it products and to ensure they are up to standard and up to the job.

#### Construction fixings

Whether fixings are approved or non-approved - random samples are taken across the range and are rigorously tested in the environments they will be used. Substrates used in this process cover materials such as concrete, steel, plasterboard and brick.

Expansion Anchors together with Chemical Anchors are load tested using the very latest Digital pull-test equipment. This equipment has the facility to indicate via onboard graphics early signs of load displacement. Full and inclusive digital reports are self-generated when used with the associated App.





# **SCCELL-IT UK PRODUCT RANGE**



**Scell-it UK Ltd,  
Unit 7, Beacon Business Park,  
Weston Road, Stafford ST18 0DG, UK.**

**email: [sales@scellit.co.uk](mailto:sales@scellit.co.uk)    Main Office: 01785 246539    Technical Helpline: 0330 010 1650**

**Company reg. no. 714 5148    VAT no. 988 5914 43**